

Service Manual

Plasma Television

Model No. **TX-P42ST30E**

TX-P42ST30J

TX-PF42ST30

TX-PR42ST30

GPF14D-E Chassis



WARNING

This service information is designed for experienced repair technicians only and is not designed for use by the general public. It does not contain warnings or cautions to advise non-technical individuals of potential dangers in attempting to service a product. Products powered by electricity should be serviced or repaired only by experienced professional technicians. Any attempt to service or repair the product or products dealt with in this service information by anyone else could result in serious injury or death.

IMPORTANT SAFETY NOTICE


There are special components used in this equipment which are important for safety. These parts are marked by  in the Schematic Diagrams, Circuit Board Diagrams, Exploded Views and Replacement Parts List. It is essential that these critical parts should be replaced with manufacturer's specified parts to prevent shock, fire or other hazards. Do not modify the original design without permission of manufacturer.

TABLE OF CONTENTS

	PAGE		PAGE
1 Safety Precautions	3	10.5. Block (4/4) Diagram	39
1.1. General Guidelines	3	11 Wiring Connection Diagram	41
1.2. Touch-Current Check	3	11.1. Caution statement.	41
2 Warning	4	11.2. Wiring (1)	41
2.1. Prevention of Electrostatic Discharge (ESD) to Electrostatically Sensitive (ES) Devices	4	11.3. Wiring (2)	42
2.2. About lead free solder (PbF)	5	11.4. Wiring (3)	43
3 Service Navigation	6	11.5. Wiring (4)	44
3.1. PCB Layout	6	11.6. Wiring (5)	45
3.2. Applicable signals	7	12 Schematic Diagram	
4 Specifications	8	13 Printed Circuit Board	
5 Technical Descriptions	10	14 Exploded View	
5.1. Specification of KEY for CI Plus, DTCP-IP, WIDEVINE and One-to-One	10		
6 Service Mode	11		
6.1. How to enter into Service Mode	11		
6.2. Option - Mirror	13		
6.3. Service tool mode	13		
6.4. Hotel mode	14		
6.5. Data Copy by SD Card	15		
7 Troubleshooting Guide	18		
7.1. Check of the IIC bus lines	18		
7.2. Power LED Blinking timing chart	19		
7.3. No Power	19		
7.4. No Picture	20		
7.5. Local screen failure	21		
8 Disassembly and Assembly Instructions	22		
8.1. Remove the Rear cover	22		
8.2. Remove the AC inlet	22		
8.3. Remove the P-Board	22		
8.4. Remove the Side terminal cover and the shield metals	22		
8.5. Remove the A-Board	22		
8.6. Remove the Side unit assy	23		
8.7. Remove the SN-Board	23		
8.8. Remove the SS-Board	23		
8.9. Remove the SS2-Board	24		
8.10. Remove the Fan	24		
8.11. Remove the Speakers	24		
8.12. Remove the Stand bracket	24		
8.13. Remove the S-Board	24		
8.14. Remove the Contact metal bottom B	25		
8.15. Remove the Plasma panel section from the Cabinet assy	25		
8.16. Remove the Contact metals and the Bottom support metal	25		
8.17. Remove the C1-Board	25		
8.18. Remove the C2-Board	26		
8.19. Remove the K-Board	26		
8.20. Remove the V-Board	26		
8.21. Replace the Plasma panel	26		
9 Measurements and Adjustments	27		
9.1. Adjustment	27		
10 Block Diagram	35		
10.1. Main Block Diagram	35		
10.2. Block (1/4) Diagram	36		
10.3. Block (2/4) Diagram	37		
10.4. Block (3/4) Diagram	38		

1 Safety Precautions

1.1. General Guidelines

1. When conducting repairs and servicing, do not attempt to modify the equipment, its parts or its materials.
2. When wiring units (with cables, flexible cables or lead wires) are supplied as repair parts and only one wire or some of the wires have been broken or disconnected, do not attempt to repair or re-wire the units. Replace the entire wiring unit instead.
3. When conducting repairs and servicing, do not twist the Fasten connectors but plug them straight in or unplug them straight out.
4. When servicing, observe the original lead dress. If a short circuit is found, replace all parts which have been overheated or damaged by the short circuit.
5. After servicing, see to it that all the protective devices such as insulation barriers, insulation papers shields are properly installed.
6. After servicing, make the following leakage current checks to prevent the customer from being exposed to shock hazards.

1.2. Touch-Current Check

1. Plug the AC cord directly into the AC outlet. Do not use an isolation transformer for this check.
2. Connect a measuring network for touch currents between each exposed metallic part on the set and a good earth ground such as a water pipe, as shown in Figure 1.
3. Use Leakage Current Tester (Simpson 228 or equivalent) to measure the potential across the measuring network.
4. Check each exposed metallic part, and measure the voltage at each point.
5. Reserve the AC plug in the AC outlet and repeat each of the above measure.
6. The potential at any point (TOUCH CURRENT) expressed as voltage U_1 and U_2 , does not exceed the following values:

For a. c.: $U_1 = 35 \text{ V}$ (peak) and $U_2 = 0.35 \text{ V}$ (peak);

For d. c.: $U_1 = 1.0 \text{ V}$,

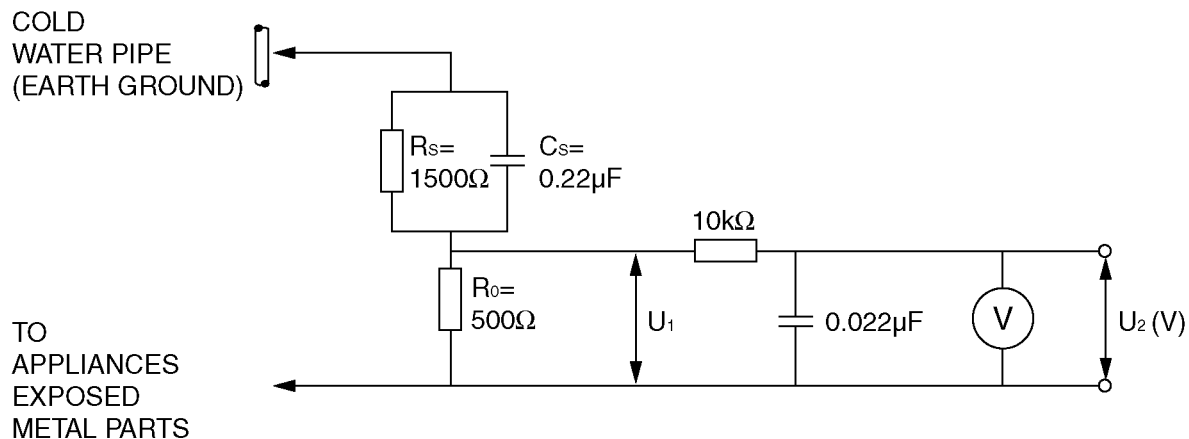
Note:

The limit value of $U_2 = 0.35 \text{ V}$ (peak) for a. c. and $U_1 = 1.0 \text{ V}$ for d. c. correspond to the values 0.7 mA (peak) a. c. and 2.0 mA d. c.

The limit value $U_1 = 35 \text{ V}$ (peak) for a. c. correspond to the value 70 mA (peak) a. c. for frequencies greater than 100 kHz .

7. In case a measurement is out of the limits specified, there is a possibility of a shock hazard, and the equipment should be repaired and rechecked before it is returned to the customer.

Measuring network for TOUCH CURRENTS



Resistance values in ohms (Ω)

V: Voltmeter or oscilloscope
(r.m.s. or peak reading)

Input resistance: $\geq 1 \text{ M}\Omega$

Input capacitance: $\leq 200 \text{ pF}$

Frequency range: 15 Hz to 1 MHz and d.c. respectively

NOTE - Appropriate measures should be taken to obtain the correct value in case of non-sinusoidal waveforms.

Figure 1

2 Warning

2.1. Prevention of Electrostatic Discharge (ESD) to Electrostatically Sensitive (ES) Devices

Some semiconductor (solid state) devices can be damaged easily by static electricity. Such components commonly are called Electrostatically Sensitive (ES) Devices. Examples of typical ES devices are integrated circuits and some field-effect transistors and semiconductor [chip] components. The following techniques should be used to help reduce the incidence of component damage caused by electrostatic discharge (ESD).

1. Immediately before handling any semiconductor component or semiconductor-equipped assembly, drain off any ESD on your body by touching a known earth ground. Alternatively, obtain and wear a commercially available discharging ESD wrist strap, which should be removed for potential shock reasons prior to applying power to the unit under test.
2. After removing an electrical assembly equipped with ES devices, place the assembly on a conductive surface such as aluminum foil, to prevent electrostatic charge buildup or exposure of the assembly.
3. Use only a grounded-tip soldering iron to solder or unsolder ES devices.
4. Use only an anti-static solder removal device. Some solder removal devices not classified as [anti-static (ESD protected)] can generate electrical charge sufficient to damage ES devices.
5. Do not use freon-propelled chemicals. These can generate electrical charges sufficient to damage ES devices.
6. Do not remove a replacement ES device from its protective package until immediately before you are ready to install it. (Most replacement ES devices are packaged with leads electrically shorted together by conductive foam, aluminum foil or comparable conductive material).
7. Immediately before removing the protective material from the leads of a replacement ES device, touch the protective material to the chassis or circuit assembly into which the device will be installed.

Caution

Be sure no power is applied to the chassis or circuit, and observe all other safety precautions.

8. Minimize bodily motions when handling unpackaged replacement ES devices. (Otherwise ham less motion such as the brushing together of your clothes fabric or the lifting of your foot from a carpeted floor can generate static electricity (ESD) sufficient to damage an ES device).

2.2. About lead free solder (PbF)

Note: Lead is listed as (Pb) in the periodic table of elements.

In the information below, Pb will refer to Lead solder, and PbF will refer to Lead Free Solder.

The Lead Free Solder used in our manufacturing process and discussed below is (Sn+Ag+Cu).

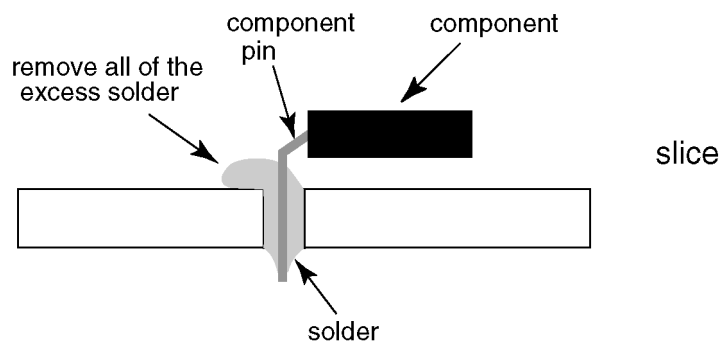
That is Tin (Sn), Silver (Ag) and Copper (Cu) although other types are available.

This model uses Pb Free solder in it's manufacture due to environmental conservation issues. For service and repair work, we'd suggest the use of Pb free solder as well, although Pb solder may be used.

PCBs manufactured using lead free solder will have the PbF within a leaf Symbol **PbF** stamped on the back of PCB.

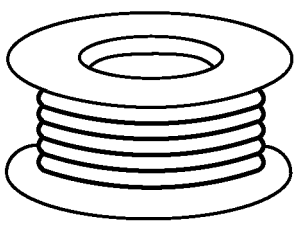
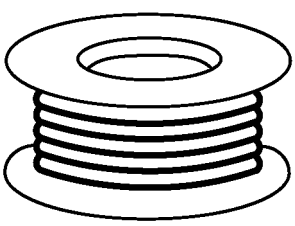
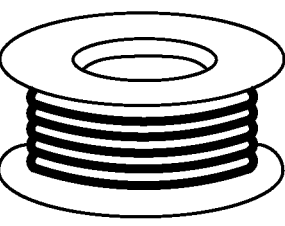
Caution

- Pb free solder has a higher melting point than standard solder. Typically the melting point is 50 ~ 70 °F (30~40 °C) higher. Please use a high temperature soldering iron and set it to 700 ± 20 °F (370 ± 10 °C).
- Pb free solder will tend to splash when heated too high (about 1100 °F or 600 °C).
If you must use Pb solder, please completely remove all of the Pb free solder on the pins or solder area before applying Pb solder. If this is not practical, be sure to heat the Pb free solder until it melts, before applying Pb solder.
- After applying PbF solder to double layered boards, please check the component side for excess solder which may flow onto the opposite side. (see figure below)



Suggested Pb free solder

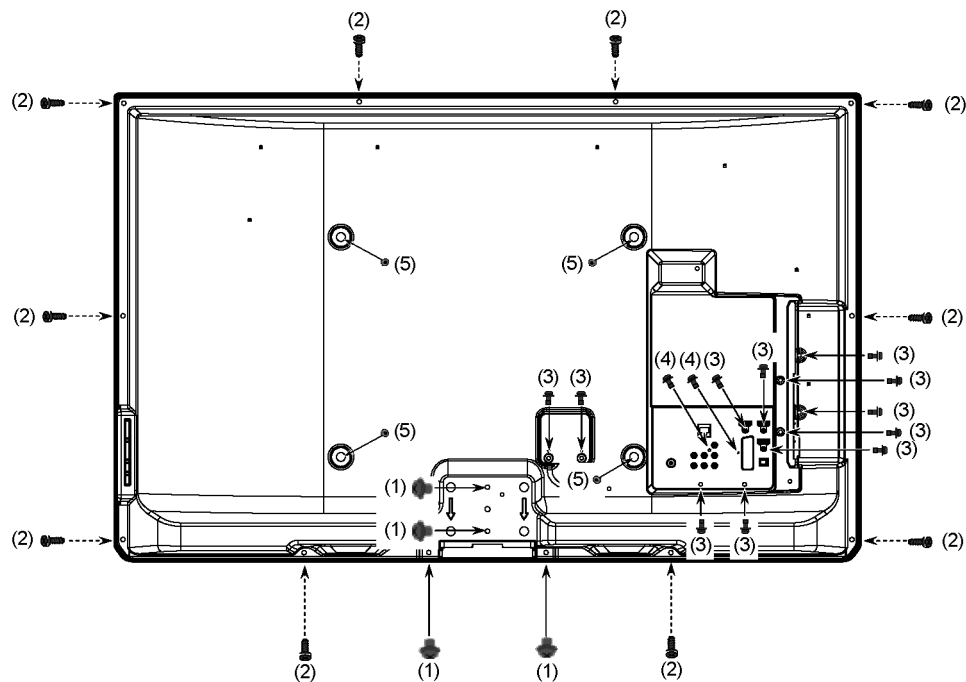
There are several kinds of Pb free solder available for purchase. This product uses Sn+Ag+Cu (tin, silver, copper) solder. However, Sn+Cu (tin, copper), Sn+Zn+Bi (tin, zinc, bismuth) solder can also be used.

0.3mm X 100g	0.6mm X 100g	1.0mm X 100g
		

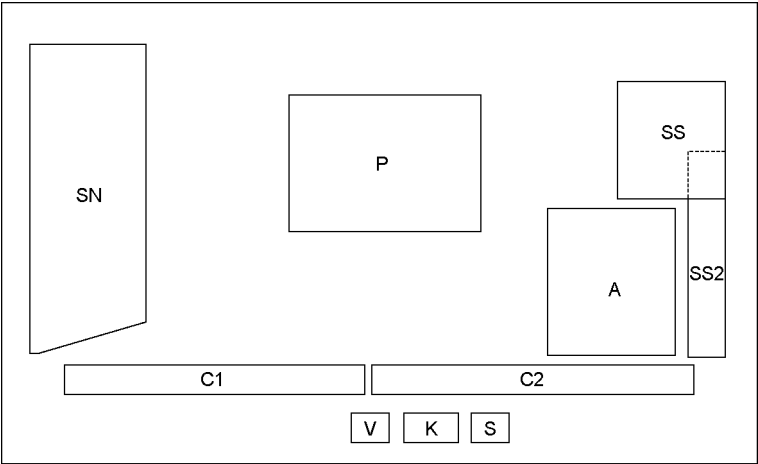
3 Service Navigation

3.1. PCB Layout

Remove the Rear cover



- Remove:
- 4screws (1) THEL052Z
 - 10screws (2) THTD030J
 - 11screws (3) THEJ0409
 - 2screws (4) XTV3+10JFJK
 - 4screws (5) TKKL5493



Board Name	Function	Board Name	Function
P	Power Supply	C1	Data Driver (Lower Right)
A	Main AV input, processing	C2	Data Driver (Lower Left)
K	Remote receiver, Power LED, C.A.T.S. sensor	SN	Scan Drive
S	Power switch	SS	Sustain Drive
V	3D Eyewear transmitter	SS2	Sustain out (Lower)

3.2. Applicable signals

COMPONENT (Y, P_B, P_R), HDMI

* Mark: Applicable input signal

Signal name	COMPONENT	HDMI
525 (480) / 60i, 60p	*	*
625 (576) / 50i, 50p	*	*
750 (720) / 60p, 50p	*	*
1,125 (1,080) / 60i, 50i	*	*
1,125 (1,080) / 60p, 50p, 24p		*

PC (from HDMI terminal)

Applicable input signal for PC is basically compatible to HDMI standard timing.

Signal name	Horizontal frequency (kHz)	Vertical frequency (Hz)
640 × 480 @60 Hz	31.47	60.00
750 (720) / 60p	45.00	60.00
1,125 (1,080) / 60p	67.50	60.00

Note

- Signals other than above may not be displayed properly.
- The above signals are reformatted for optimal viewing on your display.
- PC signal is magnified or compressed for display, so that it may not be possible to show fine detail with sufficient clarity.

4 Specifications

Power Source	AC 220-240 V, 50 / 60 Hz
Power Consumption	
Rated Power Consumption	295 W (E/F/J), 315 W (R)
On mode Average Power Consumption (E/F/J)	123 W
Standby Power Consumption	(based on IEC 62087 Ed.2 measurement method) 0.30 W
	16.00 W (With monitor out recording)
Display panel	
Aspect Ratio	16:9
Visible screen size	106 cm (diagonal) 921 mm (W) × 518 mm (H)
Number of pixels	2,073,600 (1,920 (W) × 1,080 (H)) [5,760 × 1,080 dots]
Sound	
Speaker	(140 mm × 35 mm) × 2, 6 Ω
Audio Output	20 W (10 W + 10 W)
Headphones	M3 (3.5 mm) stereo mini Jack × 1
Receiving Systems / Band name (E/F/J)	PAL B, G, H, I, SECAM B, G, SECAM L, L' VHF E2 - E12 VHF H1 - H2 (ITALY) VHF A - H (ITALY) UHF E21 - E69 CATV (S01 - S05) CATV S1 - S10 (M1 - M10) CATV S11 - S20 (U1 - U10) CATV S21 - S41 (Hyperband) PAL D, K, SECAM D, K VHF R1 - R2 VHF R3 - R5 VHF R6 - R12 UHF E21 - E69 PAL 525/60 M.NTSC NTSC (AV input only) DVB-T DVB-C • Check the latest information on the available services at the following website. (English only) http://panasonic.jp/support/global/cs/tv/
Receiving Systems / Band name (R)	PAL D, K, SECAM D, K VHF R1 - R2 VHF R3 - R5 VHF R6 - R12 UHF E21 - E69 PAL 525/60 M.NTSC NTSC (AV input only) DVB-T Digital terrestrial services (MPEG2 and MPEG4-AVC (H.264)) DVB-C Digital cable services (MPEG2 and MPEG4-AVC (H.264)) • Check the latest information on the available services at the following website. (English only) http://panasonic.jp/support/global/cs/tv/
Aerial input	VHF / UHF
Operating Conditions	
	Temperature: 0 °C- 35 °C
	Humidity: 20 % - 80 % RH (non-condensing)
Connection Terminals	
AV1 (SCART)	21 Pin terminal (Audio/Video in, Audio/Video out, RGB in, Q-Link)
AV2 input	VIDEO: RCA PIN Type × 1 1.0 V [p-p] (75 Ω)
	AUDIO L-R: RCA PIN Type × 2 0.5 V [rms]
COMPONENT input	Y: 1.0 V [p-p] (including synchronization)
	P _B , P _R : ±0.35 V [p-p]
HDMI1 / 2 / 3 / 4 input	TYPE A Connectors
	HDMI1 / 3 / 4 : 3D, Content Type, Deep Colour, x.v.Colour™
	HDMI2 : 3D, Content Type, Audio Return Channel, Deep Colour, x.v.Colour™
	• This TV supports " HDAVI Control 5 " function.
Card slot	SD CARD slot × 1
	Common Interface slot (complies with CI Plus (E/F/J)) × 1
ETHERNET	RJ45, IEEE802.3 10BASE-T / 100BASE-TX
USB 1 / 2	USB2.0 DC 5 V, Max. 500mA
AUDIO IN	RCA PIN Type × 2 0.5 V [rms]
AUDIO OUT	RCA PIN Type × 2 0.5 V [rms] (high impedance)
DIGITAL AUDIO OUT	PCM / Dolby Digital / DTS, Fiber optic

Dimensions (W × H × D)	1,020 mm × 675 mm × 320 mm (With Pedestal)
	1,020 mm × 640 mm × 69 mm (TV only)
Mass	23.0 kg Net (With Pedestal)
	19.5 kg Net (TV only)

Note

- Design and Specifications are subject to change without notice. Mass and Dimensions shown are approximate.
- This equipment complies with the EMC standards listed below.
EN55013, EN61000-3-2, EN61000-3-3, EN55020, EN55022, EN55024

5 Technical Descriptions

5.1. Specification of KEY for CI Plus, DTCP-IP, WIDEVINE and One-to-One

5.1.1. General information:

1. EEPROM (IC8902) for spare parts has the seed of KEY for each.
2. The final KEY data will be generated by Peaks IC (IC8000) when SELF CHECK was done and are stored in both Peaks IC (IC8000) and EEPROM (IC8902).

Three KEY are not generated for all models.

The necessary KEY are only generated and stored depend on the feature of models.

5.1.2. Replacement of ICs:

When Peaks IC (IC8000) is replaced, EEPROM (IC8902) should be also replaced with new one the same time.

When EEPROM (IC8902) is replaced, Peaks IC (IC8000) is not necessary to be replaced the same time.

After the replacement of IC, SELF CHECK should be done to generate the final KEY data.

How to SELF CHECK: While pressing [VOLUME (-)] button on the main unit, press [MENU] button on the remote control for more than 3 seconds.

TV will be forced to the factory shipment setting after this SELF CHECK.

5.1.3. Model and Keys:

Model No.	Keys			
	One-to-One (For USB Rec.)	CI Plus	DTCP-IP	WIDEVINE
TX-P42ST30E	None	Yes	None	Yes
TX-P42ST30J	None	Yes	None	Yes
TX-PF42ST30	None	Yes	None	Yes
TX-PR42ST30	None	None	None	Yes

6 Service Mode

6.1. How to enter into Service Mode

6.1.1. Purpose

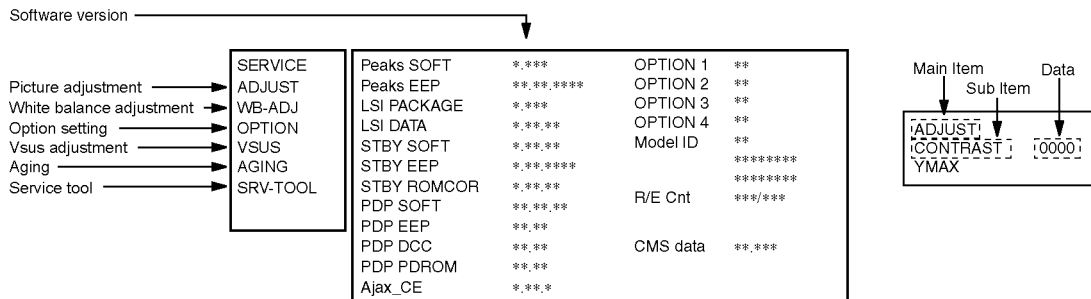
After exchange parts, check and adjust the contents of adjustment mode.

While pressing [VOLUME (-)] button of the main unit, press [0] button of the remote control three times within 2 seconds.

Note:

Service Mode can not be entered when 3D signal input.

Input 2D signal to enter Service Mode.



6.1.2. Key command

[1] button...Main items Selection in forward direction

[2] button...Main items Selection in reverse direction

[3] button...Sub items Selection in forward direction

[4] button...Sub items Selection in reverse direction

[RED] button...All Sub items Selection in reverse direction

[GREEN] button...All Sub items Selection in forward direction

[VOL] button...Value of sub items change in forward direction (+), in reverse direction (-)

6.1.3. How to exit

Switch off the power with the [POWER] button on the main unit or the [POWER] button on the remote control.

6.1.4. Contents of adjustment mode

- Value is shown as a hexadecimal number.
- Preset value differs depending on models.
- After entering the adjustment mode, take note of the value in each item before starting adjustment.

Main item	Sub item	Sample Data	Remark
ADJUST	CONTRAST	158	
	COLOR	36	
	TINT	00	
	SUB-BRT	800	
	H-POS	0	
	H-AMP	0	
	V-POS	0	
	V-AMP	0	
WB-ADJ	R-CUT	80	
	G-CUT	80	
	B-CUT	80	
	R-DRV	E4	
	G-DRV	FF	
	B-DRV	8D	
	ALL-CUT	80	
	ALL-DRV	FF	
OPTION	Panel-Type	42FHD	Factory Preset
	Boot	ROM	
	STBY-SET	00	
	EMERGENCY	ON	
	Y/C Delay		
	OPT 1	*1	
	OPT 2	11101110	
	OPT 3	00000001	
	OPT 4	*2	
	EDID-CLK	MID	
	MIRROR	00 (See Option-Mirror)	
	AMR-SELECT	OFF	
VSUS		LOW	See Vsus selection
AGING	ALL WHITE		Built-in test patterns can be displayed.
	ALL BLUE WITH WHITE OUTSIDE FRAME		
	ALL GREEN		
	ALL RED		
	LOW STEP WHITE		
	LOW STEP BLUE		
	LOW STEP GREEN		
	LOW STEP RED		
	WHITE DIAGONAL STRIPE		
	RED DIAGONAL STRIPE		
	GREEN DIAGONAL STRIPE		
	BLUE DIAGONAL STRIPE		
	A-ZONE & B-ZONE		
	1% WINDOW		
	COLOR BAR		
	9 POINTS BRIGHT MEASURE		
	2 DOT OUTSIDE FRAME		
	ALL BLUE		
	DOUBLE FIXED 1% WINDOW		
	VERTICAL LINE SCROLL		
	ON/OFF OR WHITE		
	R/G/B/W ROTATION		
	HALF FIXED ALL WHITE		
	ALL WHITE WITH COUNT DISPLAY		
SRV-TOOL			See Service tool mode

	Destination	E/F/J	R
	Check sum	a79a	a722
*1	OPT1	00010100	10010100
*2	OPT4	00010000	00000000

6.2. Option - Mirror

Picture can be reversed left and right or up and down.

00 : Default (Normal picture is displayed)

01 : Picture is reversed left and right.

02 : Picture is reversed up and down.

00



01



02



Hint : If the defective symptom (e.g. Vertical bar or Horizontal bar) is moved by selection of this mirror, the possible cause is in A-board.

6.3. Service tool mode

6.3.1. How to access

1. Select [SRV-TOOL] in Service Mode.
2. Press [OK] button on the remote control.

SRV-TOOL	
Display of TD2Microcode version →	TD2Microcode:0200b105
Display of Flash ROM maker code →	Flash ROM : AD - DA
Display of SOS History →	PTCT : 00 . 00 . 00 . 00 . 00 .
	Time 00000:40 On/Off 0000022

POWER ON TIME/COUNT
Press [MUTE] button (3 sec)

6.3.2. Display of SOS History

SOS History (Number of LED blinking) indication.

From left side; Last SOS, before Last, three occurrence before, 2nd occurrence after shipment, 1st occurrence after shipment.
This indication will be cleared by [Self-check indication and forced to factory shipment setting].

6.3.3. POWER ON Time, On/Off

Note : To display TIME/COUNT menu, highlight position, then press MUTE for 3 sec.

Time : Cumulative power on time, indicated hour : minute by decimal

On/Off : Number of On/Off switching by decimal

Note : This indication will not be cleared by either of the self-checks or any other command.

6.3.4. Exit

1. Disconnect the AC cord from wall outlet or switch off the power with [Power] button on the main unit.

6.4. Hotel mode

1. Purpose

Restrict a function for hotels.

2. Access command to the Hotel mode setup menu

In order to display the Hotel mode setup menu:

While pressing [VOLUME (-)] button of the main unit, press [AV] button of the remote control three times within 2 seconds.

Then, the Hotel mode setup menu is displayed.

Hotel Mode	
Hotel Mode	Off
Initial INPUT	Off
Initial POS	Off
Initial VOL Level	Off
Maximum VOL Level	100
Button Lock	Off
Remote Lock	Off
Private Information	Keep

3. To exit the Hotel mode setup menu

Disconnect AC power cord from wall outlet.

4. Explain the Hotel mode setup menu

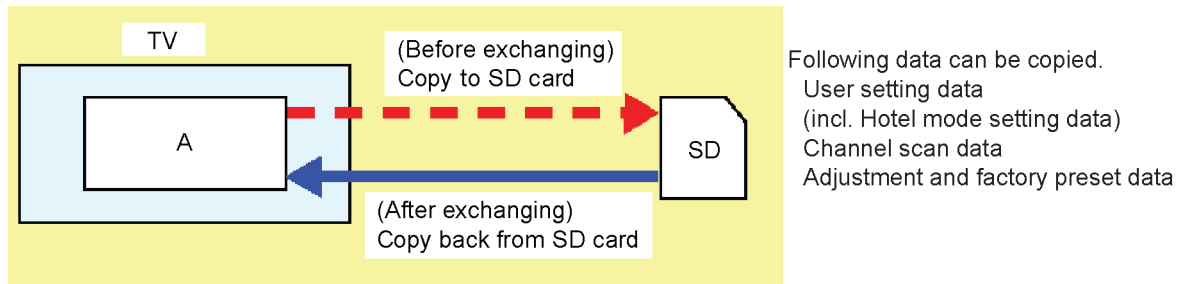
Item	Function
Hotel Mode	Select hotel mode On/Off
Initial INPUT	Select input signal modes. Set the input, when each time power is switched on. Selection : Off/Analogue/DVB-C/DVB-T/AV1/AV2/COMPONENT/HDMI1/HDMI2/HDMI3/HDMI4 • Off: give priority to a last memory. However, Euro model is compulsorily set to TV. • AVnS/AVnC: only Euro model selectable
Initial POS	Select programme number. Selection : Off/0 to 99 • Off: give priority to a last memory
Initial VOL Level	Adjust the volume when each time power is switched on. Selection/Range : Off/0 to 100 • Off: give priority to a last memory
Maximum VOL Level	Adjust maximum volume. Range : 0 to 100
Button Lock	Select local key conditions. Selection : Off/SETUP/MENU/ALL • Off: altogether valid • SETUP: only F-key is invalid (Tuning guide (menu) can not be selected.) • MENU: only F-key is invalid (only Volume/Mute can be selected.) • ALL: altogether invalid.
Remote Lock	Select remote control key conditions. Selection : Off/SETUP/MENU • Off: altogether valid • SETUP: only Setup menu is invalid • MENU: Picture/Sound/Setup menu are invalid
Private Information	Select private information for VIERA Cast is Keep or Reset if Hotel mode is set to [On] when TV power on. Selection : Keep/Reset • Keep: private information for VIERA Cast is keep • Reset: private information for VIERA Cast is reset

6.5. Data Copy by SD Card

6.5.1. Purpose

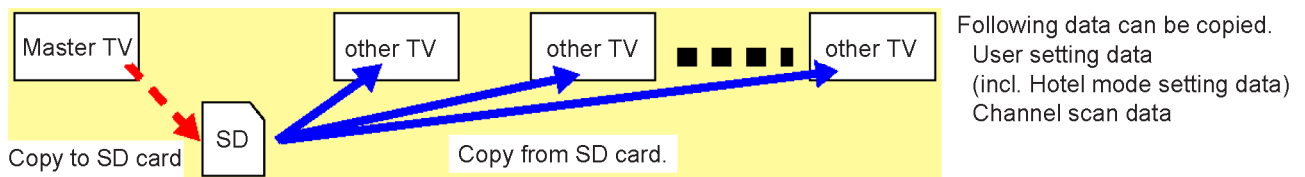
(a) Board replacement (Copy the data when exchanging A-board):

When exchanging A-board, the data in original A-board can be copied to SD card and then copy to new A-board.



(b) Hotel (Copy the data when installing a number of units in hotel or any facility):

When installing a number of units in hotel or any facility, the data in master TV can be copied to SD card and then copy to other TVs.



6.5.2. Preparation

Make pwd file as startup file for (a) or (b) in a empty SD card.

1. Insert a empty SD card to your PC.
2. Right-click a blank area in a SD card window, point to New, and then click text document. A new file is created by default (New Text Document.txt).
3. Right-click the new text document that you just created and select rename, and then change the name and extension of the file to the following file name for (a) or (b) and press ENTER.

File name:

- (a) For Board replacement : boardreplace.pwd
- (b) For Hotel : hotel.pwd

Note:

Please make only one file to prevent the operation error.

No any other file should not be in SD card.

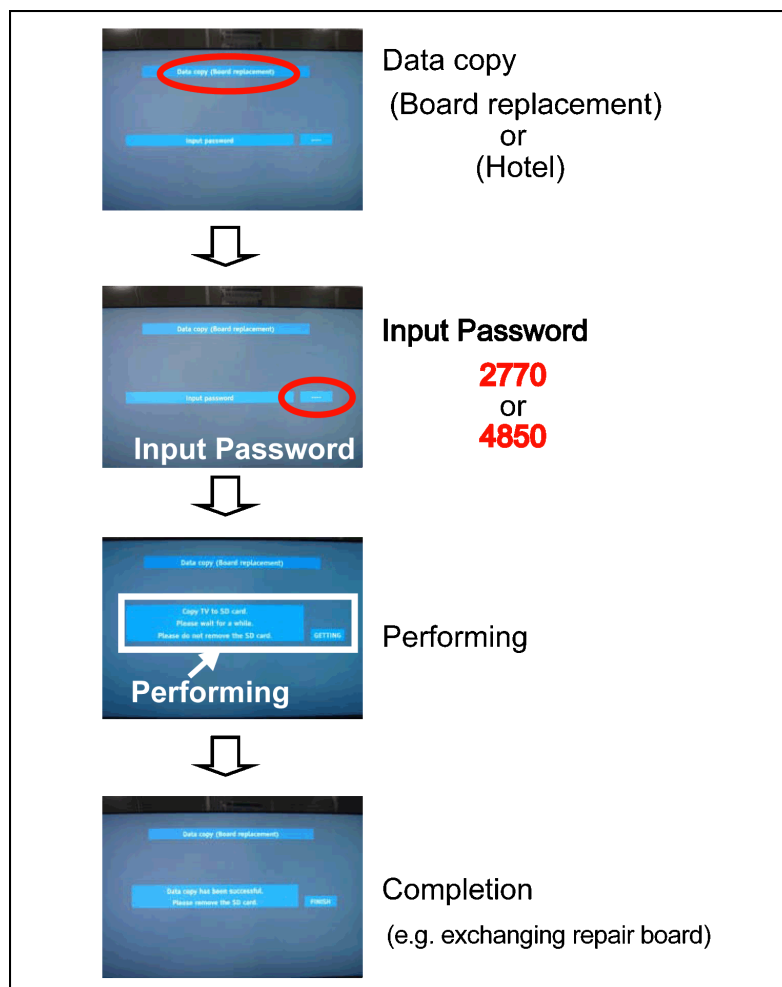
6.5.3. Data copy from TV set to SD Card

1. Turn on the TV set.
2. Insert SD card with a startup file (pwd file) to SD slot.
On-screen Display will be appeared according to the startup file automatically.
3. Input a following password for (a) or (b) by using remote control.
(a) For Board replacement : 2770
(b) For Hotel : 4850
Data will be copied from TV set to SD card.
It takes around 2 to 6 minutes maximum for copying.
4. After the completion of copying to SD card, remove SD card from TV set.
5. Turn off the TV set.

Note:

Following new folder will be created in SD card for data from TV set.

- (a) For Board replacement : user_setup
- (b) For Hotel : hotel

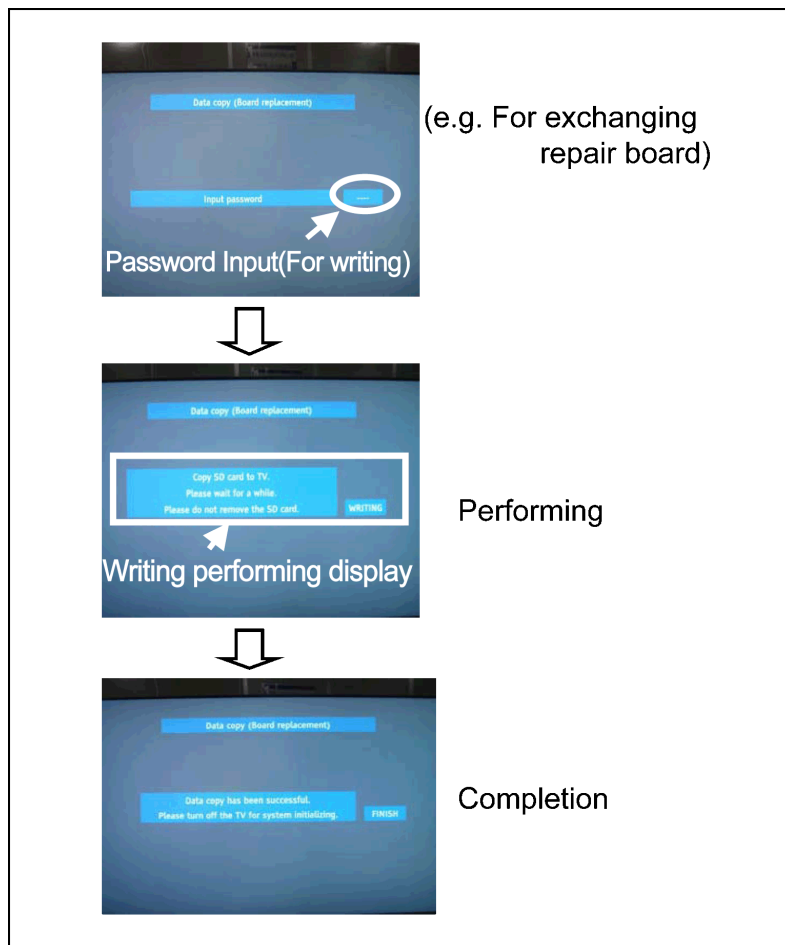


6.5.4. Data copy from SD Card to TV set

1. Turn on the TV set.
2. Insert SD card with Data to SD slot.
On-screen Display will be appeared according to the Data folder automatically.
3. Input a following password for (a) or (b) by using remote control.
(a) For Board replacement : 2771
(b) For Hotel : 4851
Data will be copied from SD card to TV set.
4. After the completion of copying to SD card, remove SD card from TV set.
(a) For Board replacement : Data will be deleted after copying (Limited one copy).
(b) For Hotel : Data will not be deleted and can be used for other TVs.
5. Turn off the TV set.

Note:

1. Depending on the failure of boards, function of Data copy for board replacement does not work.
2. This function can be effective among the same model numbers.



7 Troubleshooting Guide

Use the self-check function to test the unit.

1. Checking the IIC bus lines
2. Power LED Blinking timing

7.1. Check of the IIC bus lines

7.1.1. How to access

7.1.1.1. Self-check indication only:

Produce TV reception screen, and while pressing [VOLUME (-)] button on the main unit, press [OK] button on the remote control for more than 3 seconds.

7.1.1.2. Self-check indication and forced to factory shipment setting:

Produce TV reception screen, and while pressing [VOLUME (-)] button on the main unit, press [MENU] button on the remote control for more than 3 seconds.

7.1.2. Screen display

42FHD SET		Panasonic 2011PDP SELF CHECK COMPLETE	
TUN	OK	PEAKS-SOFT	*****
STBY	OK	PEAKS-EEP	*****
MEM1	OK	LSI-PACKAGE	*****
MEM2	OK	LSI-RELEASE	*****
AVSW	OK	STBY-SOFT	*****
TEMP	OK	STBY-EEP	*****
LAN	OK	STBY-ROMCORR	*****
ID2	OK	PDP-MCU	*****
LP1	OK	PDP-EEP	*****
HDMI-SW	OK	PDP-DCC	*****
IRDRV	OK	PDP-PDROM	*****
		SUM	*****
		MODEL ID	*****

7.1.3. Check Point

Confirm the following parts if NG was displayed.

DISPLAY	Check Ref. No.	Description	Check P.C.B.
TUN	TU4801	TUNER	A-BOARD
STBY	IC8000	PEAKS-LDA3(STM)	A-BOARD
MEM1	IC8902	PEAKS EEPROM	A-BOARD
MEM2	IC8901	STM EEPROM	A-BOARD
AVSW	IC3001	AUDIO/VIDEO SW	A-BOARD
TEMP	IC2001	TEMP SENSOR	A-BOARD
LAN	IC8601	ETHERPHY	A-BOARD
ID2			A-BOARD
LP1	IC9300	LP1	A-BOARD
HDMI-SW	IC4700	HDMI SW	A-BOARD
IRDRV	IC5901	IR LED DRIVER	A-BOARD

7.1.4. Exit

Disconnect the AC cord from wall outlet or switch off the power with [Power] button on the main unit.

7.2. Power LED Blinking timing chart

1. Subject

Information of LED Flashing timing chart.

2. Contents

When an abnormality has occurred the unit, the protection circuit operates and reset to the stand by mode. At this time, the defective block can be identified by the number of blinks of the Power LED on the front panel of the unit.

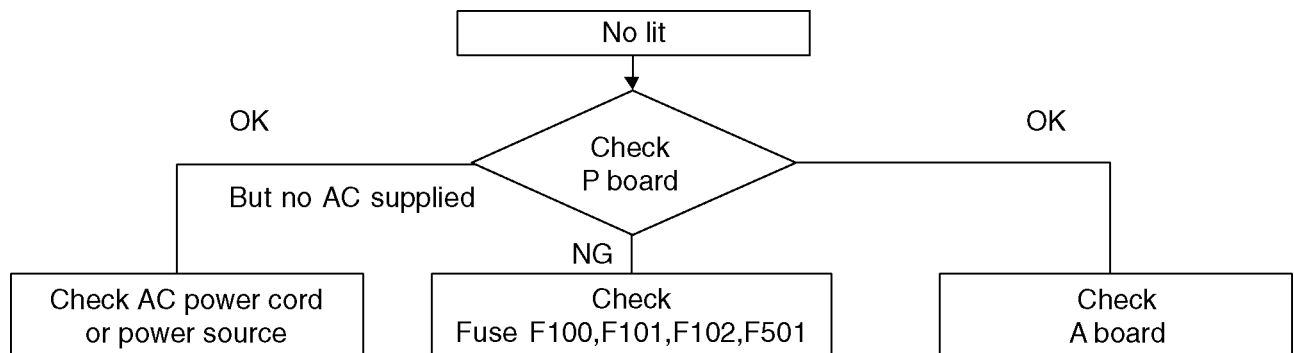
Blinking Times	Contents	Check point
1	Panel information SOS LP1 Start SOS	-
3	P+ 3.3V SOS	A-Board
4	Power SOS	P-Board
5	P+ 5V SOS	A-Board
6	Driver SOS1 (SN Energy recovery circuit) (A-SN FPC DET)	SN-Board A-SN FPC
7	Driver SOS2 (SN Connector DET) (SN Scan and Logic IC)	SN-Board
8	Driver SOS3 (SS FPC DET) (SS Energy recovery circuit)	SS-Board SS2-Board SS FPC SS2 FPC
9	Discharge Control SOS	A-Board
10	Sub 5V SOS Sub 3.3V SOS Tuner power SOS	A-Board SN-Board SS-Board P-Board
11	FAN SOS	A-Board FAN
12	Sound SOS	A-Board Speaker
13	Emergency SOS	A-Board
14	IROM SOS (ROM in Peaks IC)	A-Board P-Board

7.3. No Power

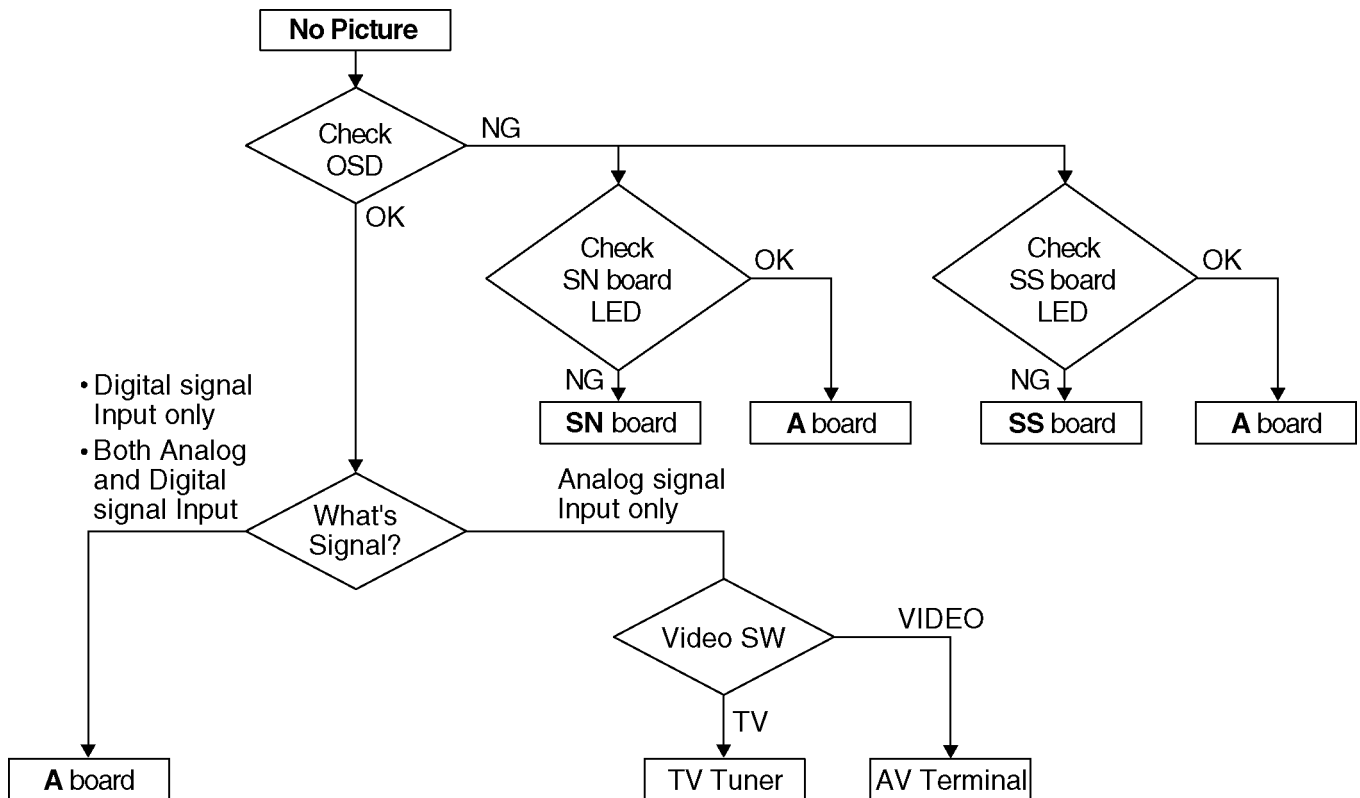
First check point

There are following 3 states of No Power indication by power LED.

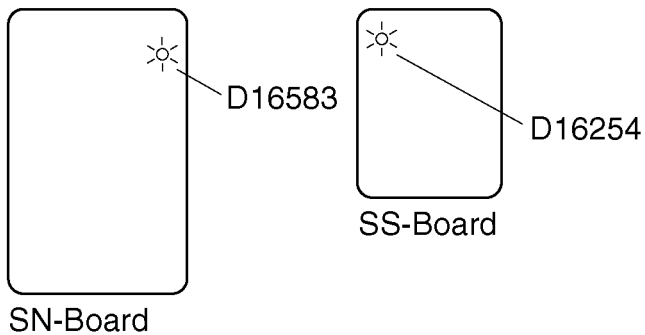
1. No lit.
2. Green is lit then turns red blinking a few seconds later. (See 7.2.)
3. Only red is lit.



7.4. No Picture



Drive circuits LED indicator



7.5. Local screen failure

Plasma display may have local area failure on the screen. Fig-1 is the possible defect P.C.B. for each local area.

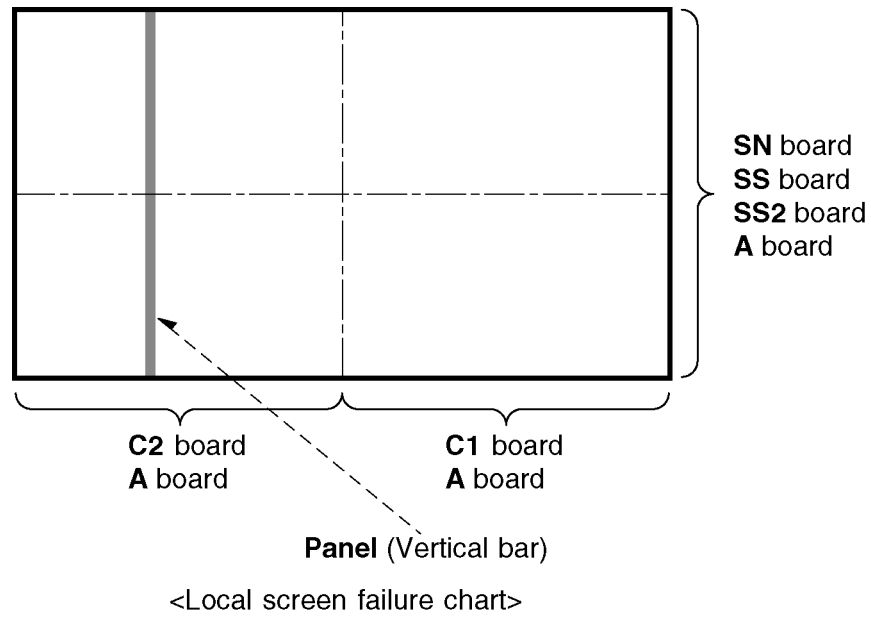


Fig-1

8 Disassembly and Assembly Instructions

8.1. Remove the Rear cover

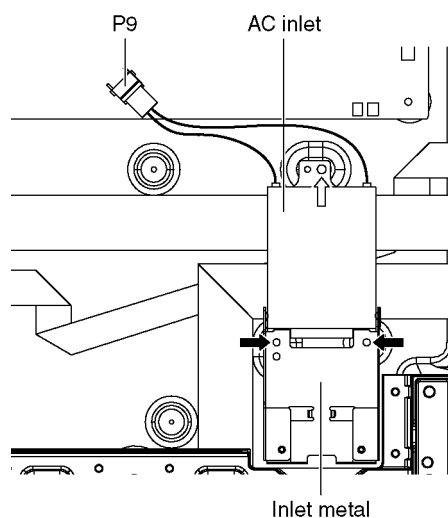
1. See PCB Layout (Section 3)

8.2. Remove the AC inlet

Caution:

To remove P.C.B. wait 1 minute after power was off for discharge from electrolysis capacitors.

1. Unlock the cable clampers to free the cable.
2. Disconnect the connector (P9).
3. Remove the screws (×2 ➡) and remove the Inlet metal.
4. Remove the screw (×1 ⇨) and remove the AC inlet.

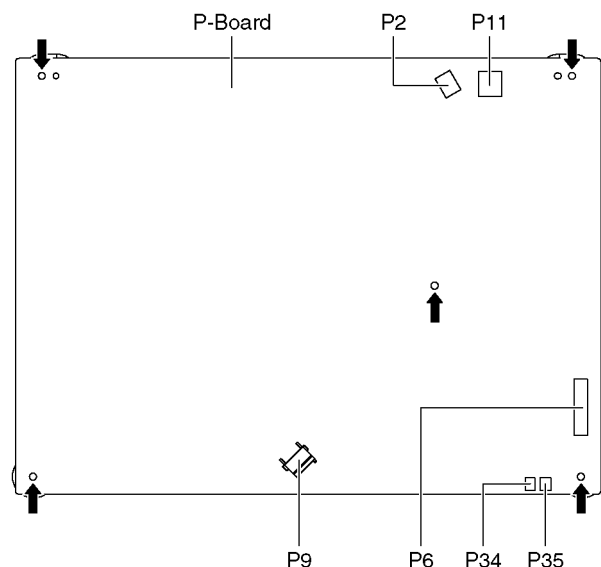


8.3. Remove the P-Board

Caution:

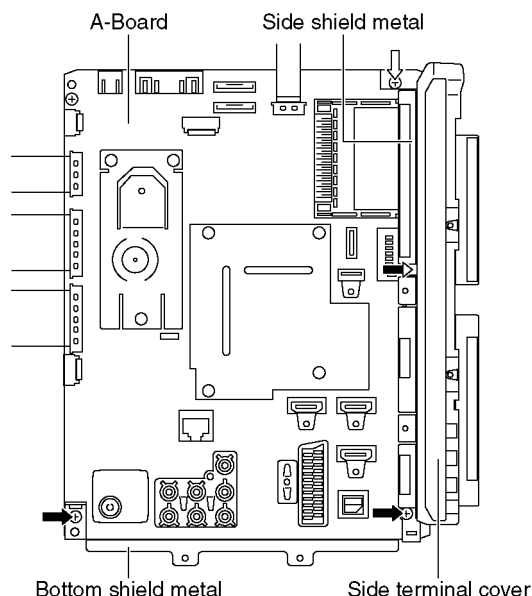
To remove P.C.B. wait 1 minute after power was off for discharge from electrolysis capacitors.

1. Unlock the cable clampers to free the cable
2. Disconnect the connectors (P2, P6, P11, P34 and P35).
3. Remove the screws (×5 ➡) and remove the P-Board.



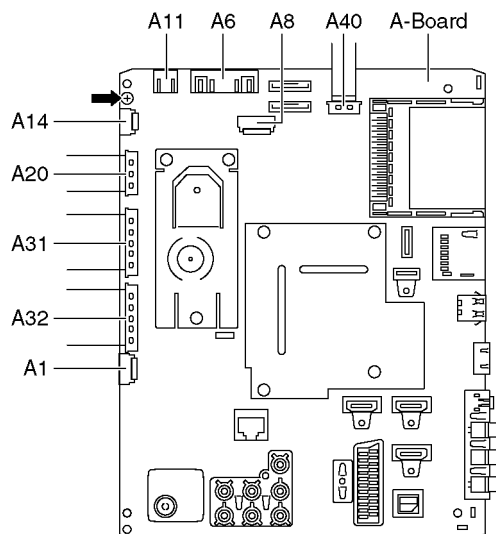
8.4. Remove the Side terminal cover and the shield metals

1. Remove the claw (×1 ➡).
2. Remove the Side terminal cover.
3. Remove the screws (×2 ➡).
4. Remove the Bottom shield metal.
5. Remove the screw (×1 ⇨).
6. Remove the Side shield metal.



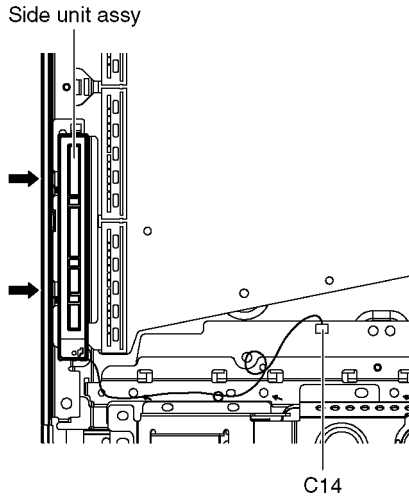
8.5. Remove the A-Board

1. Remove the Side terminal cover and the Shield metals. (See section 8.4.)
2. Unlock the cable clampers to free the cable.
3. Disconnect the connectors (A1, A6, A8, A11 and A14).
4. Disconnect the flexible cables (A20, A31, A32 and A40).
5. Remove the screw (×1 ➡) and remove the A-Board.

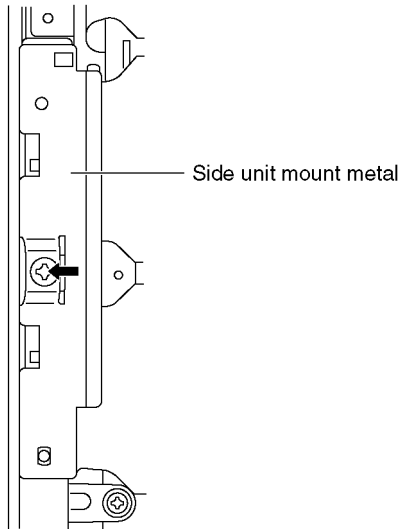


8.6. Remove the Side unit assy

1. Disconnect the connector (C14).
2. Remove the claws (×2 ➡) and remove the Side unit assy.

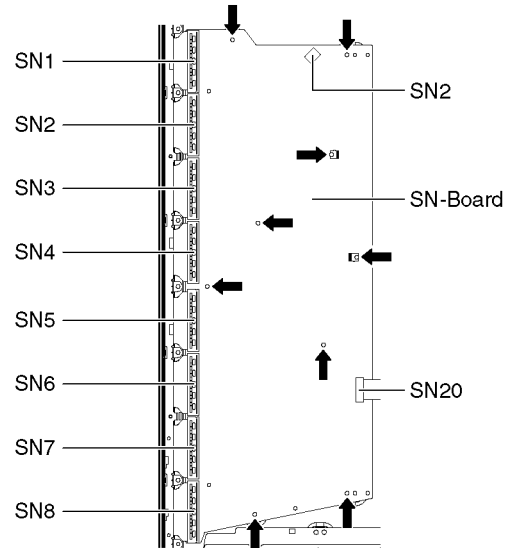


3. Remove the screw (×1 ➡).
4. Remove the Side unit mount metal.



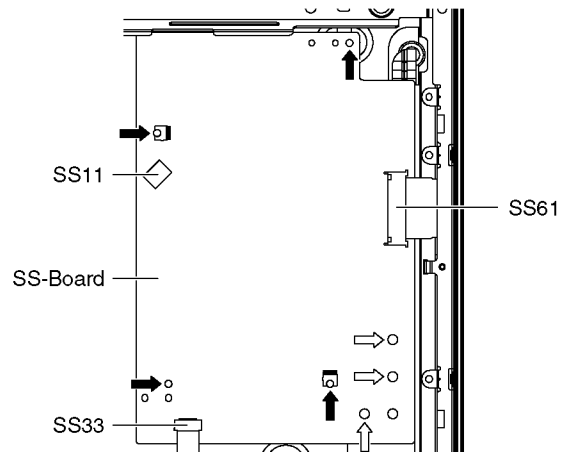
8.7. Remove the SN-Board

1. Disconnect the flexible cables (SN1, SN2, SN3, SN4, SN5, SN6, SN7 and SN8) connected to the SN-Board.
2. Disconnect the connector (SN2).
3. Disconnect the flexible cable (SN20).
4. Remove the screws (×9 ➡) and remove the SN-Board.



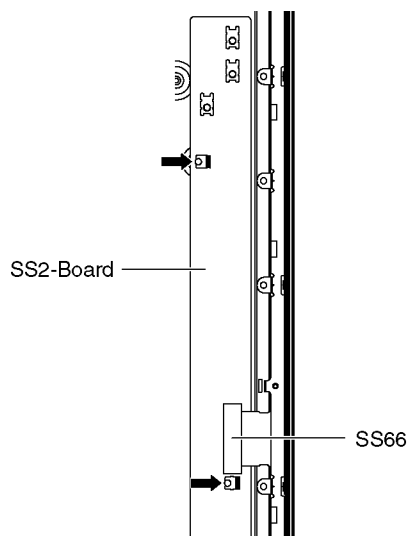
8.8. Remove the SS-Board

1. Disconnect the connector (SS11).
2. Disconnect the flexible cable (SS33).
3. Disconnect the flexible cable (SS61).
4. Remove the screws (×4 ➡, ×3 ⇨) and remove the SS-Board.



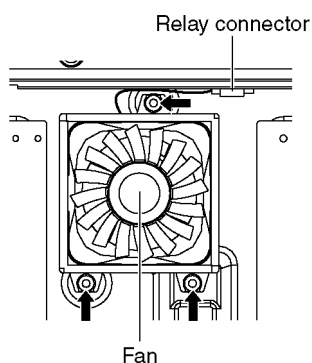
8.9. Remove the SS2-Board

1. Disconnect the Side terminal cover and the Shield metals (See section 8.4.).
2. Remove the SS-Board (See section 8.8.).
3. Disconnect the flexible cable (SS66).
4. Remove the screws (×2 ➡) and remove the SS2-Board.



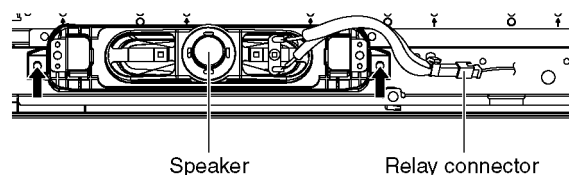
8.10. Remove the Fan

1. Unlock the cable clampers to free the cable.
2. Remove the screws (×3 ➡).
3. Remove the Relay connector and remove the Fan.



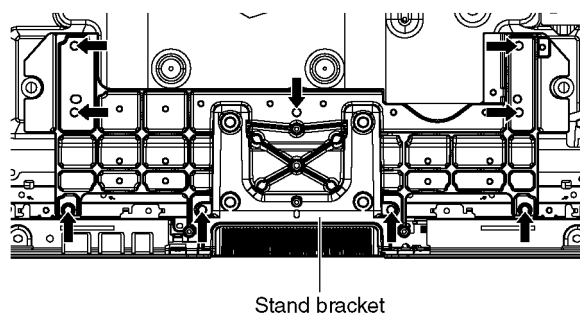
8.11. Remove the Speakers

1. Unlock the cable clampers to free the cable.
2. Disconnect the Relay connector.
3. Remove the screws (×2 ➡ each) and remove the Speakers (L, R).



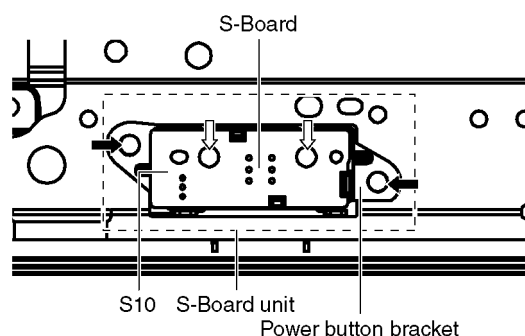
8.12. Remove the Stand bracket

1. Remove the Plasma panel section from the servicing stand and lay on a flat surface such as a table (covered by a soft cloth) with the Plasma panel surface facing downward.
2. Unlock the cable clampers to free cable.
3. Remove the Stand bracket fastening screws (×9 ➡) and the Stand bracket.



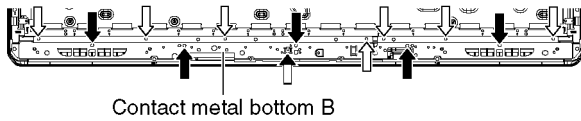
8.13. Remove the S-Board

1. Remove the screws (×2 ➡) and remove the S-Board unit.
2. Remove the screws (×2 ⇨).
3. Disconnect the connector (S10) and remove the S-Board from the Power button bracket.



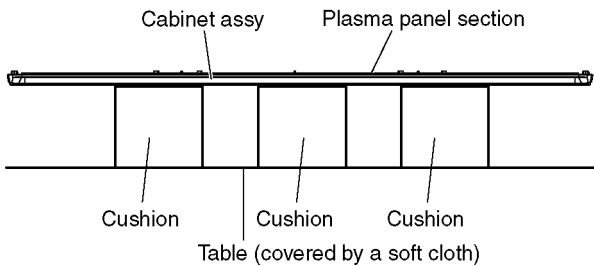
8.14. Remove the Contact metal bottom B

1. Remove the Stand bracket. (See section 8.12.)
2. Remove the screws (×5 ➡, ×7 ⇨, ×1 ⇨).
3. Remove the Contact metal bottom B.

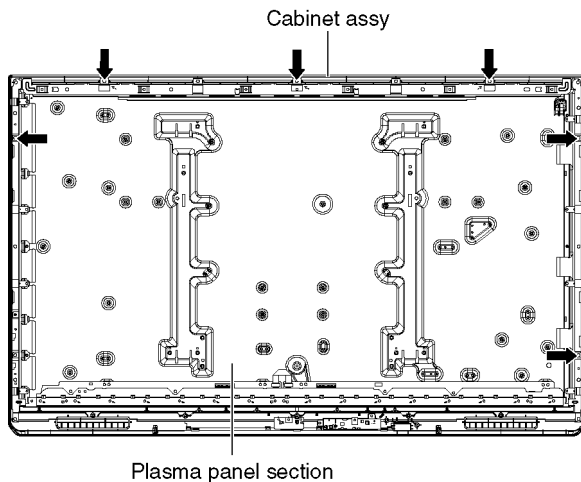


8.15. Remove the Plasma panel section from the Cabinet assy

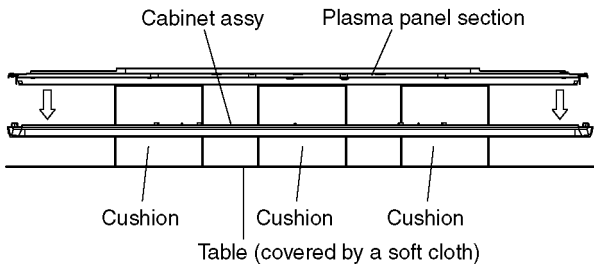
1. Place the Cabinet assy on a flat surface of a table (covered by a soft cloth) and a cushion.



2. Remove the Contact metal bottom B. (See section 8.14.)
3. Remove the screws (×6 ➡).

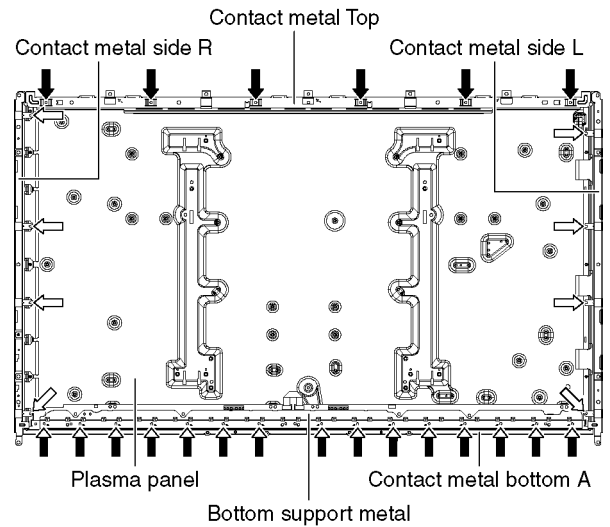


4. Remove the Plasma panel section from the Cabinet assy.



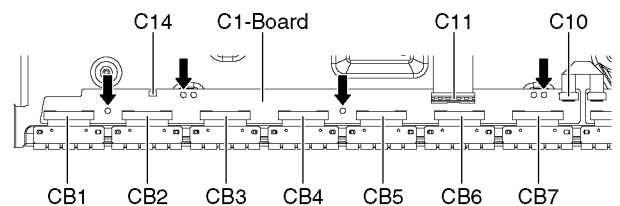
8.16. Remove the Contact metals and the Bottom support metal

1. Remove the Cabinet assy. (See section 8.15.)
2. Remove the Tape from the Contact metals.
3. Remove the screws (×8 ⇨).
4. Remove the Contact metal side (L, R).
5. Remove the screws (×6 ➡).
6. Remove the Contact metal top.
7. Remove the screws (×15 ➡).
8. Remove the Bottom support metal and the Contact metal bottom A.



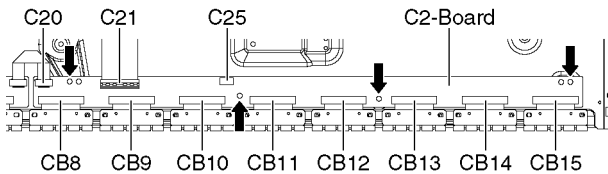
8.17. Remove the C1-Board

1. Remove the Bottom support metal and the Contact metal bottom A. (See section 8.16.)
2. Disconnect the flexible cables (CB1, CB2, CB3, CB4, CB5, CB6 and CB7).
3. Disconnect the flexible cables (C10 and C11).
4. Disconnect the connector (C14).
5. Remove the screws (×4 ➡) and remove the C1-Board.



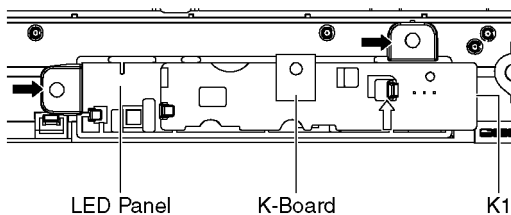
8.18. Remove the C2-Board

1. Remove the Bottom support metal and the Contact metal bottom A. (See section 8.16.)
2. Disconnect the flexible cables (CB8, CB9, CB10, CB11, CB12, CB13, CB14 and CB15).
3. Disconnect the flexible cables (C20 and C21).
4. Disconnect the connector (C25).
5. Remove the screws (×4 ➡) and remove the C2-Board.



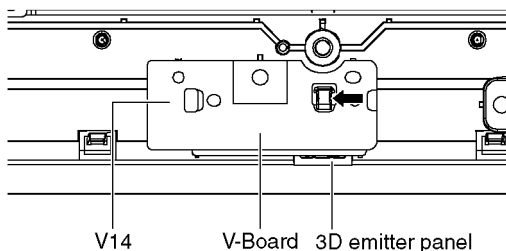
8.19. Remove the K-Board

1. Remove the Contact metal bottom B. (See section 8.14.)
2. Remove the screws (×2 ➡).
3. Remove the claw (×1 ⇨).
4. Disconnect the connector (K1) and remove the K-Board from the LED Panel.



8.20. Remove the V-Board

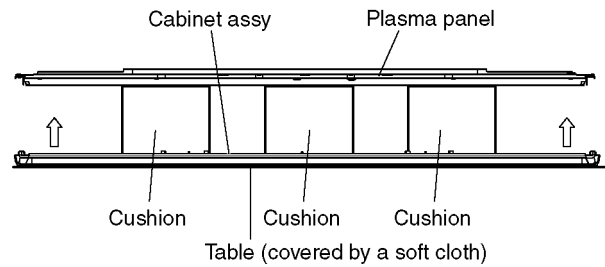
1. Remove the Contact metal bottom B. (See section 8.14.)
2. Remove the Claw (×1 ➡).
3. Disconnect the connector (V14) and remove the V-Board from the 3D emitter panel.



8.21. Replace the Plasma panel

Caution:

Place the Plasma panel on a flat surface of a table (covered by a soft cloth) and a cushion.



A new Plasma panel itself without Contact metals is fragile. To avoid the damage to new Plasma panel, carry a new Plasma panel taking hold of the Contact metals.

1. Place a carton box packed a new Plasma panel on the flat surface of the work bench.
2. Open a box and without taking a new Plasma panel.
3. Attach the Cabinet assy and each P.C.Board and so on, to the new Plasma panel.

9 Measurements and Adjustments

9.1. Adjustment

9.1.1. Vsus selection

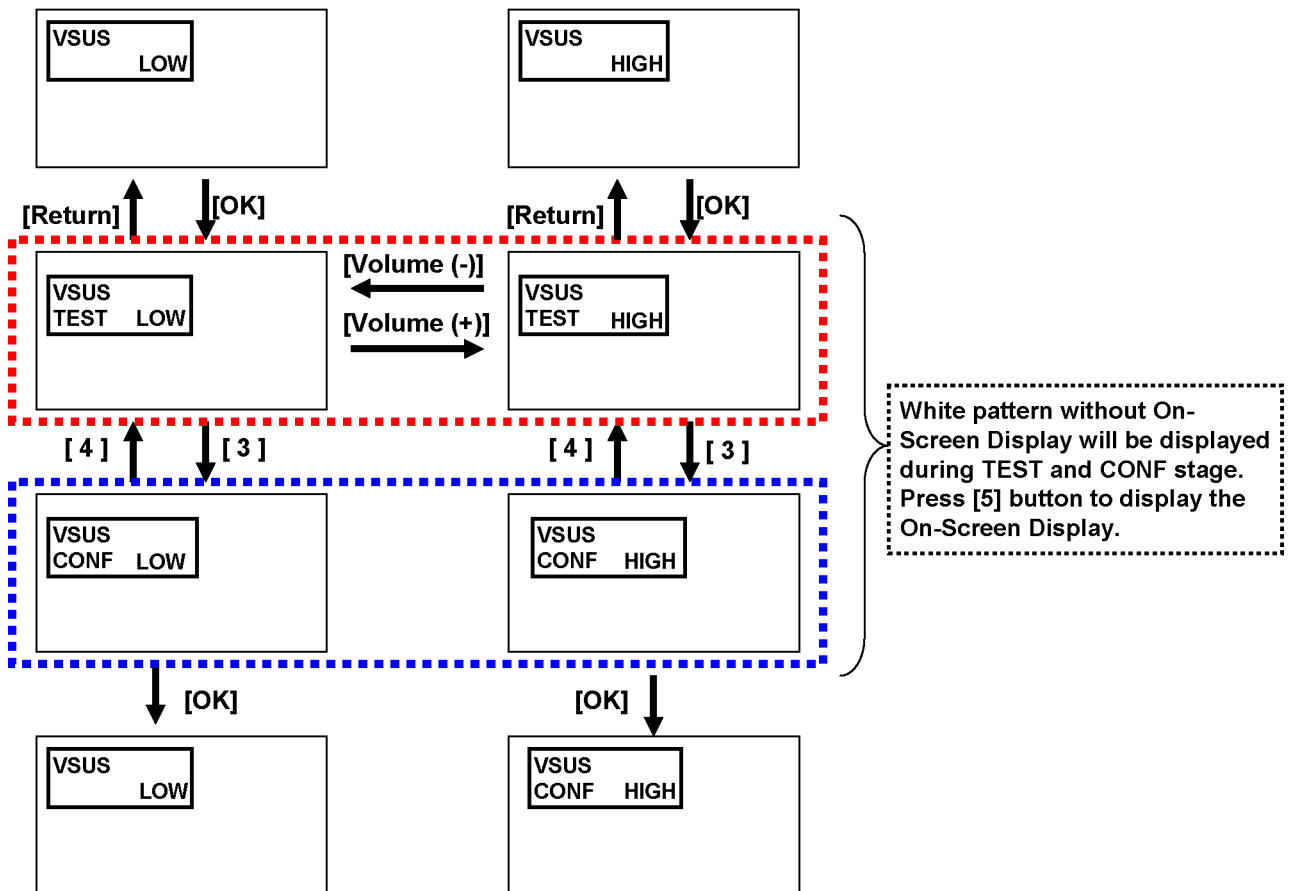
Caution:

When Plasma panel or A-board is replaced, Vsus should be set to LOW or HIGH.

Procedure

1. Go into main item [VSUS] in Service Mode. LOW or HIGH will be displayed.
2. Press [OK] button to go to TEST stage.
White pattern without On-Screen Display will be displayed during TEST and CONF stage. Press [5] button to display the On-Screen Display.
3. Press [VOL (-)] button to set to LOW.
4. In LOW setting
 - a. If no several dead pixel is visible remarkably in white pattern, press [3] button to go to CONF stage.
 - b. If the several dead pixels are visible remarkably in white pattern, Set to HIGH by press [VOL (+)] button. Press [3] button to go to CONF stage if the symptom is improved.
5. Press [OK] button in CONF stage to store LOW or HIGH.
6. Exit Service Mode by pressing [Power] button.

Vsus selection in Service mode



9.1.2. Sub-Contrast adjustment

Name of measuring instrument	Connection	Remarks
RF generator Base Band signal generator HD signal generator		
Steps		Remarks
Connect IIC cable (bus controller-cable) after banner OSD appear. And after SRQ-L, begin an adjustment 2 seconds later. Adjustment of TV (RF system) Note: In adjustment, you must setting to modulation of signal at 90%. 1. Receive a RF PAL 100% Full White or Split Colour bar shown as below. <div><div><div></div><div></div><div></div><div></div><div></div><div></div><div></div></div><div><div></div><div></div><div>100% White</div><div></div><div></div></div></div> 2. Goes into service mode. 3. Push a [1] or [2] key, and goes into adjustment mode for [CONTRAST]. Adjustment 1. The colour key yellow button of remote control is pushed. 2. The OSD character of sub-contrast becomes red. (Inside under automatic adjustment) 3. The OSD character of sub-contrast returns to black. When [NG] is displayed, adjustment failure. 4. End.		Note: Sub-contrast adjustment is unadjusted for AV/ HD input. But, when needing the adjustment chosen manually, please refer to [alternative method].

Steps	Remarks
<u>Another procedure</u> Connect IIC cable (bus controller-cable) after banner OSD appear. And after SRQ-L, begin an adjustment 2 seconds later. Adjustment of AV system 1. PAL 100% Full White or Split Colour bar receive AV1(or AV2), shown as below. <div data-bbox="347 1471 735 1666" data-label="Image"> </div> 2. Goes into service mode. 3. Push [1] or [2] key, and goes into adjustment mode for [CONTRAST].	
Adjustment 1. The colour key yellow button of remote control is pushed. 2. The OSD character of sub-contrast becomes red. (Inside under automatic adjustment) 3. The OSD character of sub-contrast returns to black. When [NG] is displayed, adjustment failure. 4. End.	

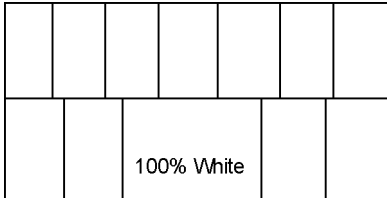
Steps	Remarks
<p>Another procedure</p> <p>Connect IIC cable (bus controller-cable) after banner OSD appear. And after SRQ-L, begin an adjustment 2 seconds later.</p> <p>Adjustment of HD system</p> <p>1. At 1080i 100% Full White or Split colour bar receive component signal, as shown below.</p>  <p>2. Goes into service mode. 3. Push [1] or [2] key, and goes into adjustment mode for [CONTRAST].</p> <p>Adjustment</p> <p>1. The colour key yellow button of remote control is pushed. 2. The OSD character of sub-contrast becomes red. (Inside under automatic adjustment) 3. The OSD character of sub-contrast returns to black. When [NG] is displayed, adjustment failure. 4. End.</p>	

Table1, Sub-contrast Adjstment initial data in Peaks EEPROM

06E0	Y Gain Standard for NTSC-G:RF (L)	Setting data
06E1	Y Gain Standard for NTSC-G:RF (H)	
06E2	Y Gain Standard for PAL-G:RF (L)	
06E3	Y Gain Standard for PAL-G:RF (H)	
06E4	Y Gain Standard for NTSC-G:ELSE (L)	
06E5	Y Gain Standard for NTSC-G:ELSE (H)	
06E6	Y Gain Standard for PAL-G:ELSE (L)	
06E7	Y Gain Standard for PAL-G:ELSE (H)	
06E8	Y Gain Standard for YUV (L)	
06E9	Y Gain Standard for YUV (H)	

9.1.3. White balance adjustment

The adjusting method is different according to the PEAKS EEPROM version.

[copy adjustment] : Peaks EEPROM ver.1.00-

[Differential and copy adjustment] : Peaks EEPROM ver.1.-**

Name of measuring instrument	Connection	Remarks
W/ B pattern Color analyzer (Minolta CA-100 or equivalent)	Panel surface	
Steps		Remarks
[copy adjustment] Connect IIC cable (bus controller-cable) after banner OSD appear. And after SRQ-L, begin an adjustment 2 seconds later. <ul style="list-style-type: none"> • Make sure the front panel to be used on the final set is fitted. • Make sure a color signal is not being shown before adjustment. • Put the color analyzer where there is little colour variation. Note: Copy Adjustment method in service mode. When you push [OK] key in each item, Adjustment data is copied between HD data and SD data.		Picture menu : Dynamic ASPECT : 16:9 Condition is same at alternative method too.
1. Enter the service mode. Please receive the Analog-RF. Or, please select CVBS/YUV/HDMI. (No inputting is possible.) (Forbid Analog-RF with no signal.) 2. A number key [1] or [2] are operated and [WB-ADJ] is displayed. Check that the color temp is [COOL]. 3. A number key [0] is operated and select [METHOD 01]. 4. A number key [5] is operated and [INNER PATTERN] is displayed. <div data-bbox="395 992 834 1243" data-label="Image"> </div> <p style="text-align: center;">INNER PATTERN</p> 5. Select [G-CUTOFF] item, using the number-key [3] or [4], and set to [80], using the volume-key [+] or [-]. Also, [B-CUTOFF] and [R-CUTOFF] set to [80]. 6. Set [G-DRIVE] at [D0]. 7. Touch the signal receiver of color analyzer to the INNER PATTERN center, and adjust B drive and R drive so x, y become the [COLOR TEMP COOL] in the below table1. 8. All RGB drive increase so that the maximum drive value of RGB may become [FF]. ([ALL-DRIVE] set to [FF].) 9. Set color temp to [NORMAL] using [7] key. 10. Fix G-CUTOFF, B-CUTOFF and R-CUTOFF at [80]. 11. Set [G-DRIVE] at [D0]. 12. Adjust B-DRIVE and R-DRIVE so the INNER PATTERN x, y become the [COLOR TEMP NORMAL] in the below table1. 13. All RGB drive increase so that the maximum drive value of RGB may become [FF]. ([ALL-DRIVE] set to [FF].) 14. Set color temp to [WARM] using [7] key. 15. Fix G-CUTOFF, B-CUTOFF and R-CUTOFF at [80]. 16. Set [G-DRIVE] at [D0]. 17. Adjust B-DRIVE and R-DRIVE so the INNER PATTERN x, y become the [COLOR TEMP WARM] in the below table1. 18. All RGB drive increase so that the maximum drive value of RGB may become [FF]. ([ALL-DRIVE] set to [FF].) 19. Confirm [METHOD=01]. <p>Please refer table2-3 to address.</p> <p>Asking matter to execute white balance difference adjustment.</p> <p>Please feed back the DAC value in the adjusted each color temperature in an internal pattern.</p>		METHOD=01 copy adjustments

Steps	Remarks
<p>[Differential and copy adjustment] Execute adjustment for color temp. [NORMAL], and set data for color temp. [COOL], [WARM] by data shift WB of HD (or PAL) copies the adjustment data from an adjusted format side.</p> <p>Note: The adjustment does only color temp. [NORMAL]. A adjustment value difference from [NORMAL] is written to EEPROM as for [COOL] and [WARM] by operating a [OK] key. As for WB of HD (or RF), the adjustment data from an adjusted format side is copied simultaneously. Text color of the adjusted value changes into red → black at the same time too.</p>	
<ol style="list-style-type: none"> 1. Enter the service mode. Please receive the Analog-RF. Or, please select CVBS/YUV/HDMI. (No inputting is possible.). (Forbid Analog-RF with no signal.) 2. A number key [1] and [2] are operated and [WB-ADJ] is displayed. Check that the color temp is [NORMAL]. 3. A number key [0] is operated and select [METHOD 03]. 4. A number key [5] is operated and [INNER PATTERN] is displayed. <div data-bbox="451 696 892 943" data-label="Image"> </div> <p style="text-align: center;">INNER PATTERN</p> <ol style="list-style-type: none"> 5. Select [G-CUTOFF] item, using the number-key [3] or [4], and set to [80], using the volume-key [+] or [-]. Also, [B-CUTOFF] and [R-CUTOFF] set to [80]. 6. Set [G-DRIVE] at [D0]. 7. Touch the signal receiver of color analyzer to the INNER PATTERN center, and adjust B drive and R drive so x, y become the [COLOR TEMP NORMAL] in the table 1. 8. All RGB drive increase so that the maximum drive value of RGB may become [FF]. ([ALL-DRIVE] set to [FF].) 9. A number key [0] is operated and select [METHOD=01]. <p>Please refer table2-3 to address.</p>	<p>METHOD=03 Differential and copy adjustment</p>

Table 1-1, Color temp. target value (This data is target data by CA-100 PAVCCZ.)

COLOR TEMP	x	y
COOL	0.280	0.287
NORMAL	0.302	0.321
WARM	0.317	0.335

Table 1-2, Color temp. target value (This data is target data by CS-2000 PAVCCZ.)

COLOR TEMP	x	y
COOL	0.277	0.279
NORMAL	0.299	0.314
WARM	0.313	0.329

Table 2, Peaks EEP addresses (adjustment data)

signal / temp	Meaning of value	address
SD High	R-Cutoff for SD High	A0-070c
	G-Cutoff for SD High	A0-070d
	B-Cutoff for SD High	A0-070e
	R-Drive for SD High	A0-070f
	G-Drive for SD High	A0-0710
	B-Drive for SD High	A0-0711
SD Middle	R-Cutoff for SD Middle	A0-0712
	G-Cutoff for SD Middle	A0-0713
	B-Cutoff for SD Middle	A0-0714
	R-Drive for SD Middle	A0-0715
	G-Drive for SD Middle	A0-0716
	B-Drive for SD Middle	A0-0717
SD Low	R-Cutoff for SD Low	A0-0718
	G-Cutoff for SD Low	A0-0719
	B-Cutoff for SD Low	A0-071a
	R-Drive for SD Low	A0-071b
	G-Drive for SD Low	A0-071c
	B-Drive for SD Low	A0-071d
HD High	R-Cutoff for HD High	A0-071e
	G-Cutoff for HD High	A0-071f
	B-Cutoff for HD High	A0-0720
	R-Drive for HD High	A0-0721
	G-Drive for HD High	A0-0722
	B-Drive for HD High	A0-0723
HD Middle	R-Cutoff for HD Middle	A0-0724
	G-Cutoff for HD Middle	A0-0725
	B-Cutoff for HD Middle	A0-0726
	R-Drive for HD Middle	A0-0727
	G-Drive for HD Middle	A0-0728
	B-Drive for HD Middle	A0-0729
HD Low	R-Cutoff for HD Low	A0-072a
	G-Cutoff for HD Low	A0-072b
	B-Cutoff for HD Low	A0-072c
	R-Drive for HD Low	A0-072d
	G-Drive for HD Low	A0-072e
	B-Drive for HD Low	A0-072f

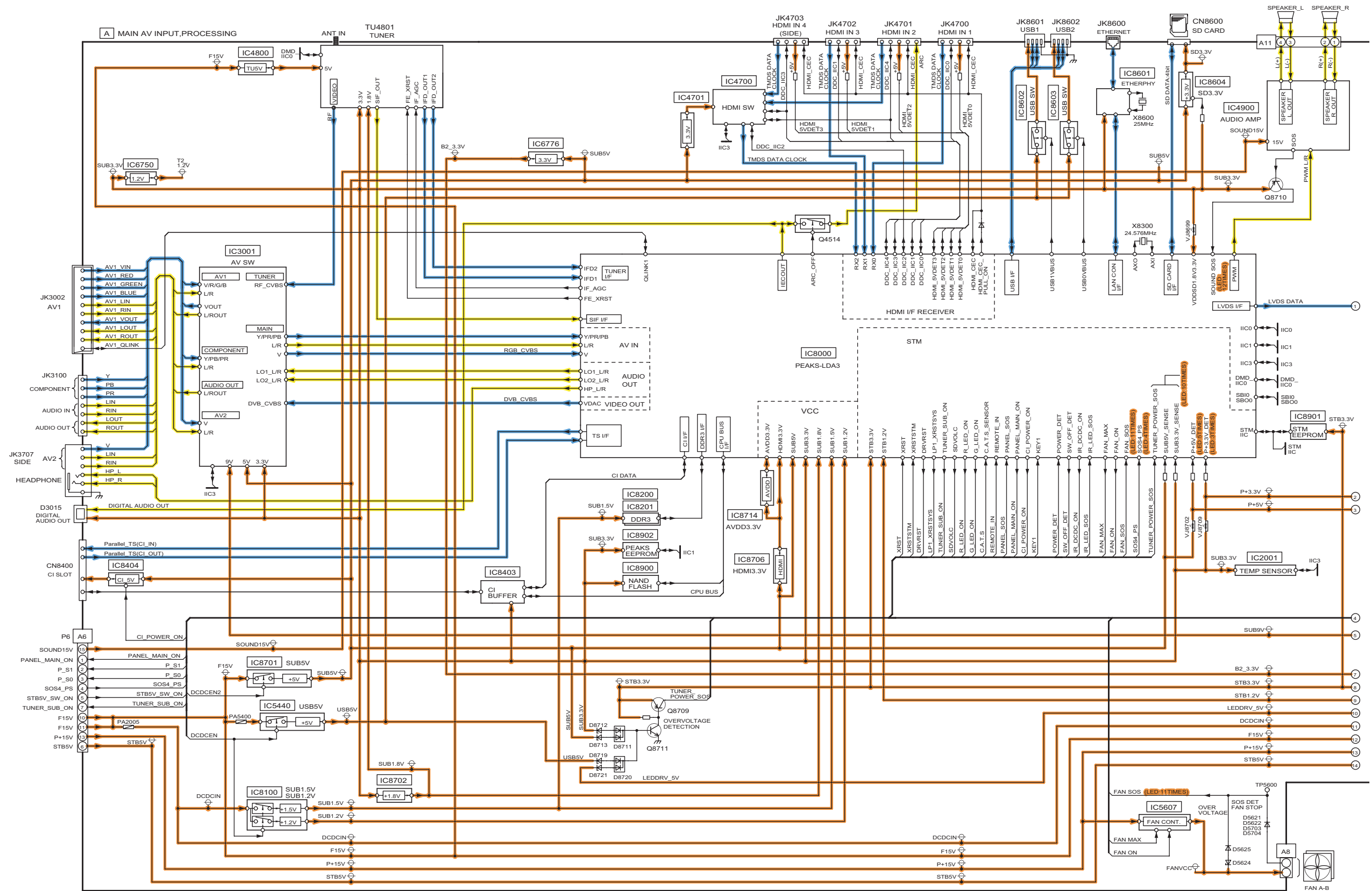
Table 3, Peaks EEP addresses (DIFF setting)

signal / temp	Meaning of value	address
SD High	R-Cutoff difference for SD High	A0-0730
	G-Cutoff difference for SD High	A0-0731
	B-Cutoff difference for SD High	A0-0732
	R-Drive difference for SD High	A0-0733
	G-Drive difference for SD High	A0-0734
	B-Drive difference for SD High	A0-0735
SD Middle	R-Cutoff difference for SD Middle	A0-0736
	G-Cutoff difference for SD Middle	A0-0737
	B-Cutoff difference for SD Middle	A0-0738
	R-Drive difference for SD Middle	A0-0739
	G-Drive difference for SD Middle	A0-073a
	B-Drive difference for SD Middle	A0-073b
SD Low	R-Cutoff difference for SD Low	A0-073c
	G-Cutoff difference for SD Low	A0-073d
	B-Cutoff difference for SD Low	A0-073e
	R-Drive difference for SD Low	A0-073f
	G-Drive difference for SD Low	A0-0740
	B-Drive difference for SD Low	A0-0741
HD High	R-Cutoff difference for HD High	A0-0742
	G-Cutoff difference for HD High	A0-0743
	B-Cutoff difference for HD High	A0-0744
	R-Drive difference for HD High	A0-0745
	G-Drive difference for HD High	A0-0746
	B-Drive difference for HD High	A0-0747
HD Middle	R-Cutoff difference for HD Middle	A0-0748
	G-Cutoff difference for HD Middle	A0-0749
	B-Cutoff difference for HD Middle	A0-074a
	R-Drive difference for HD Middle	A0-074b
	G-Drive difference for HD Middle	A0-074c
	B-Drive difference for HD Middle	A0-074d
HD Low	R-Cutoff difference for HD Low	A0-074e
	G-Cutoff difference for HD Low	A0-074f
	B-Cutoff difference for HD Low	A0-0750
	R-Drive difference for HD Low	A0-0751
	G-Drive difference for HD Low	A0-0752
	B-Drive difference for HD Low	A0-0753

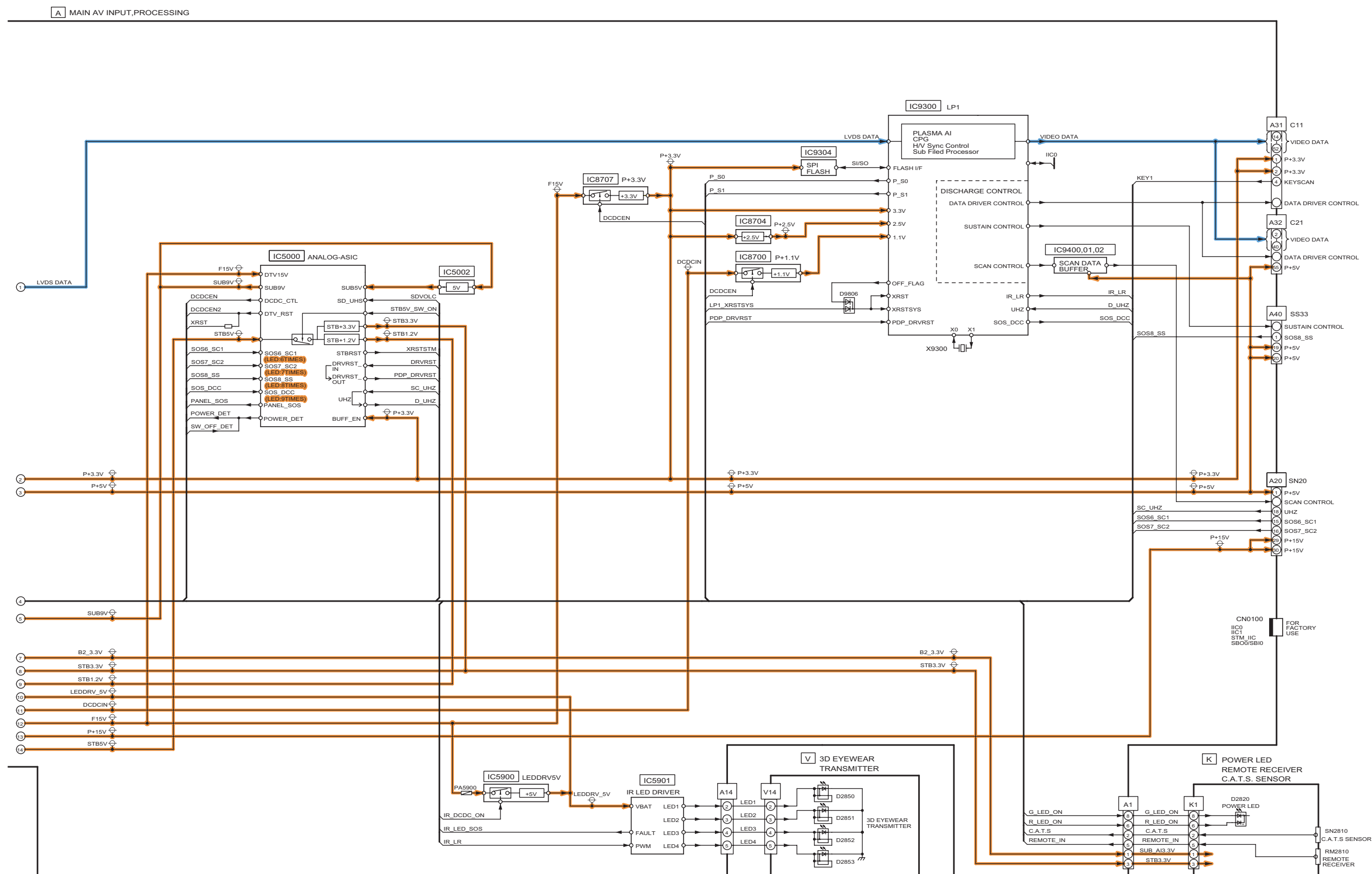
10.1. Main Block Diagram



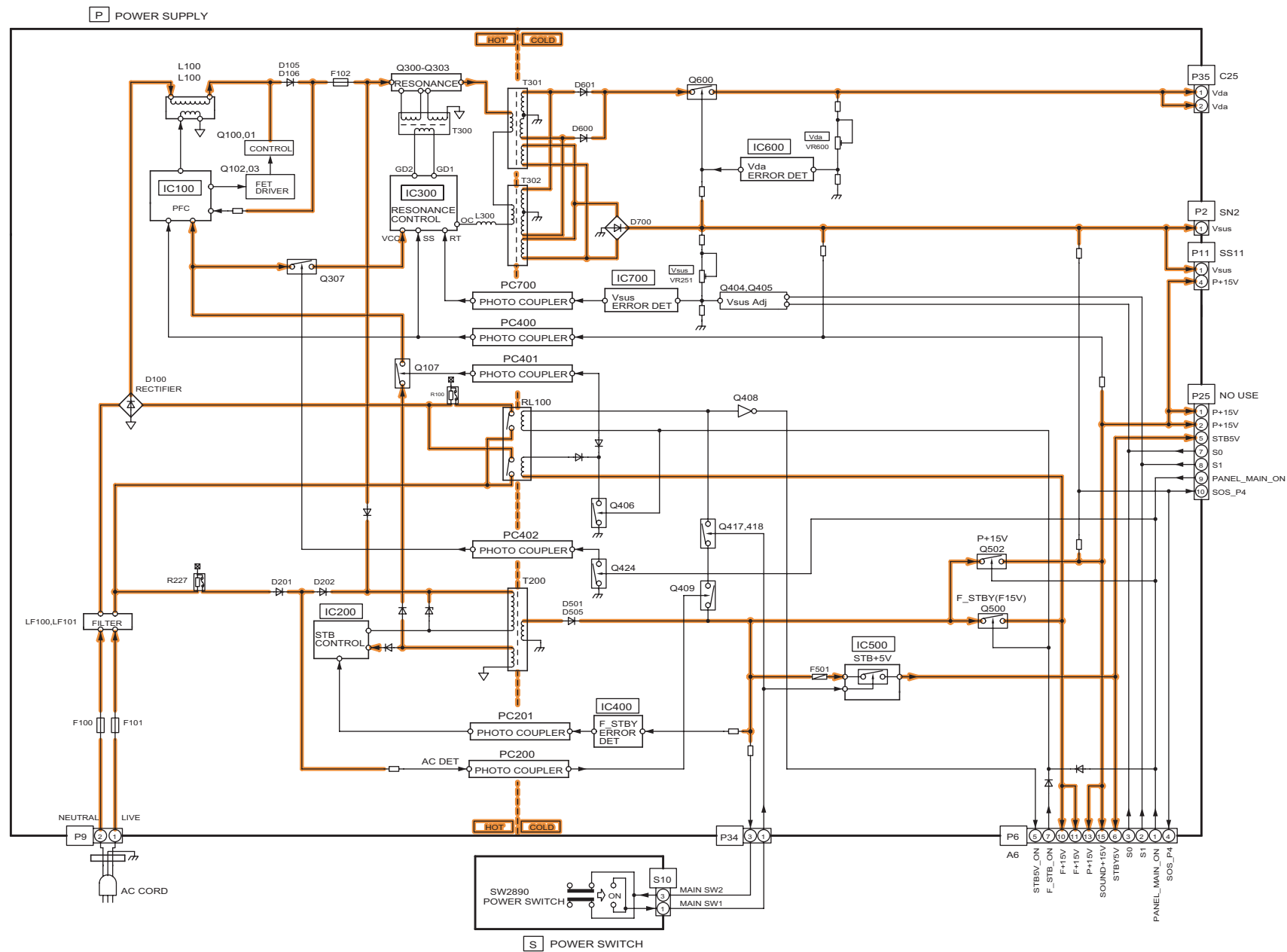
10.2. Block (1/4) Diagram



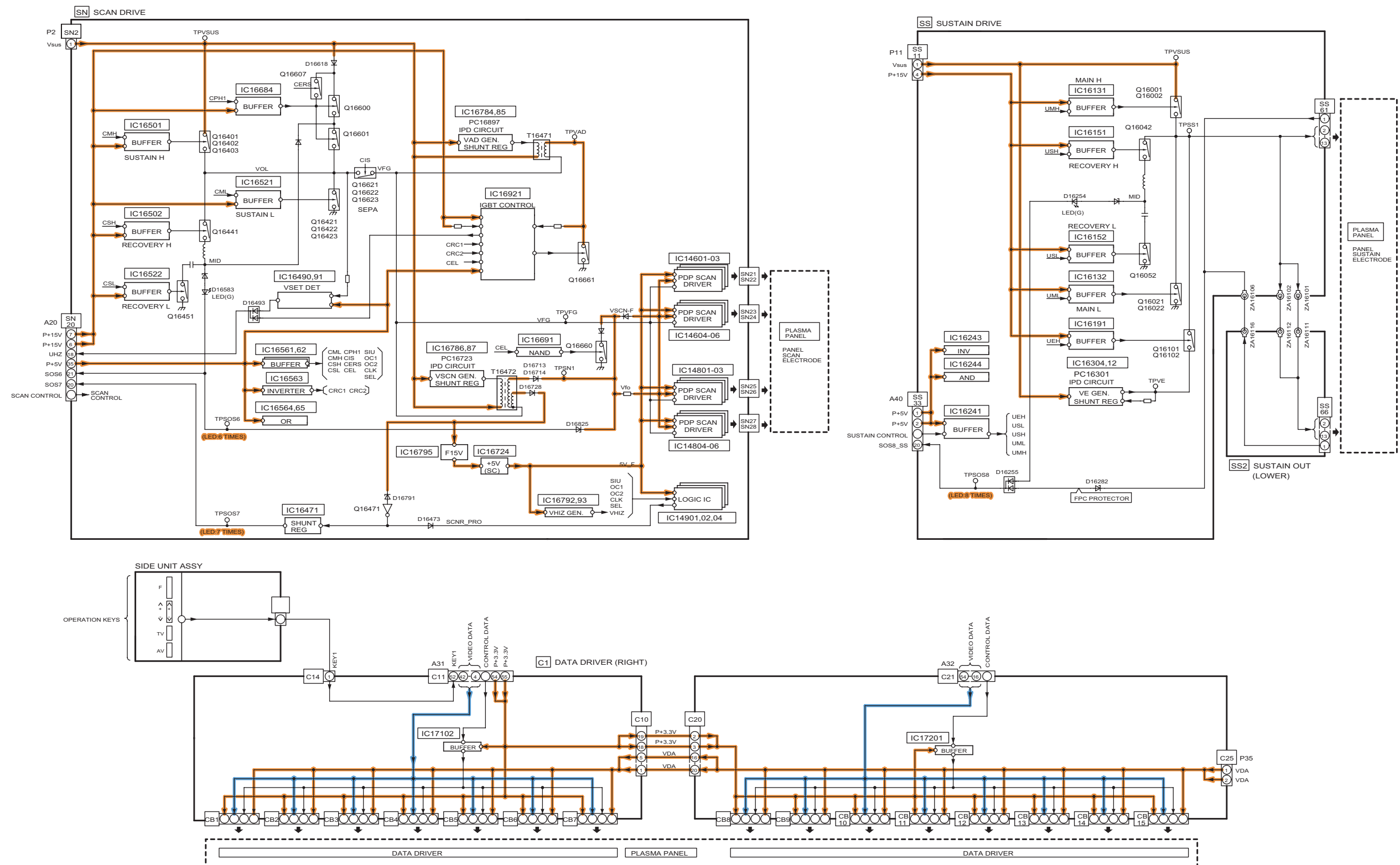
10.3. Block (2/4) Diagram



10.4. Block (3/4) Diagram



10.5. Block (4/4) Diagram

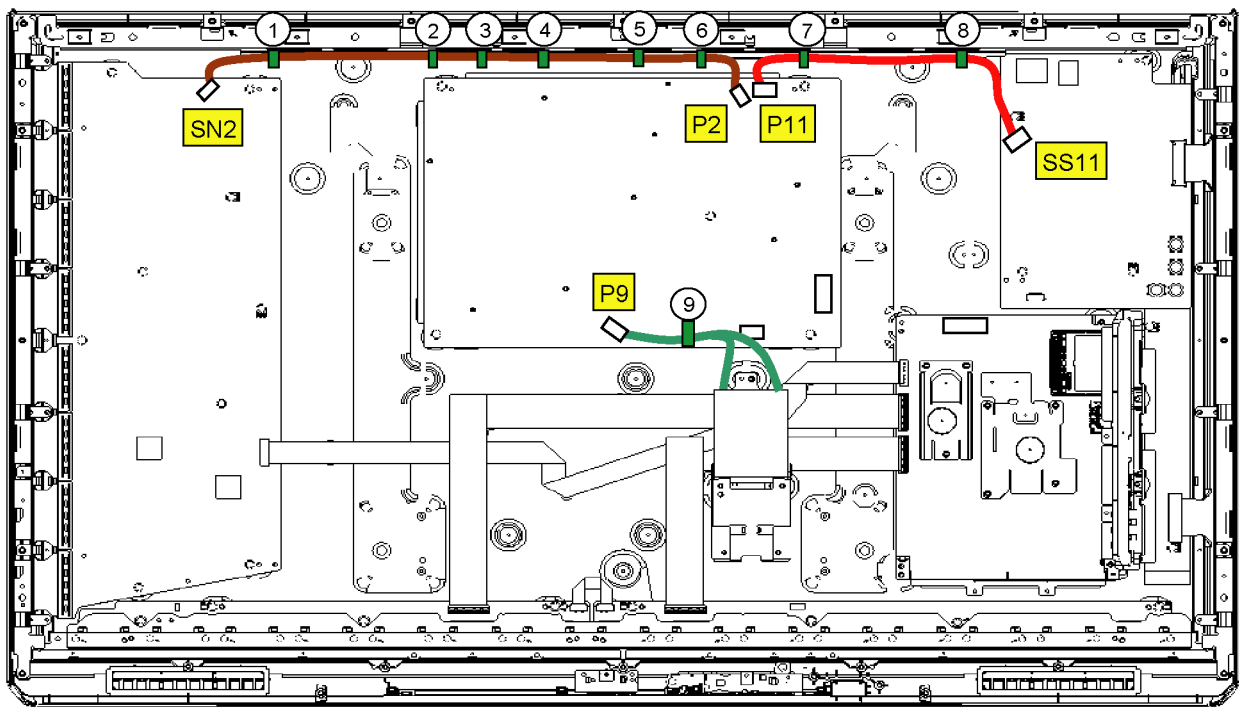


11 Wiring Connection Diagram

11.1. Caution statement.

Caution:
Please confirm that all flexible cables are assembled correctly.
Also make sure that they are locked in the connectors.
Verify by giving the flexible cables a very slight pull.

11.2. Wiring (1)

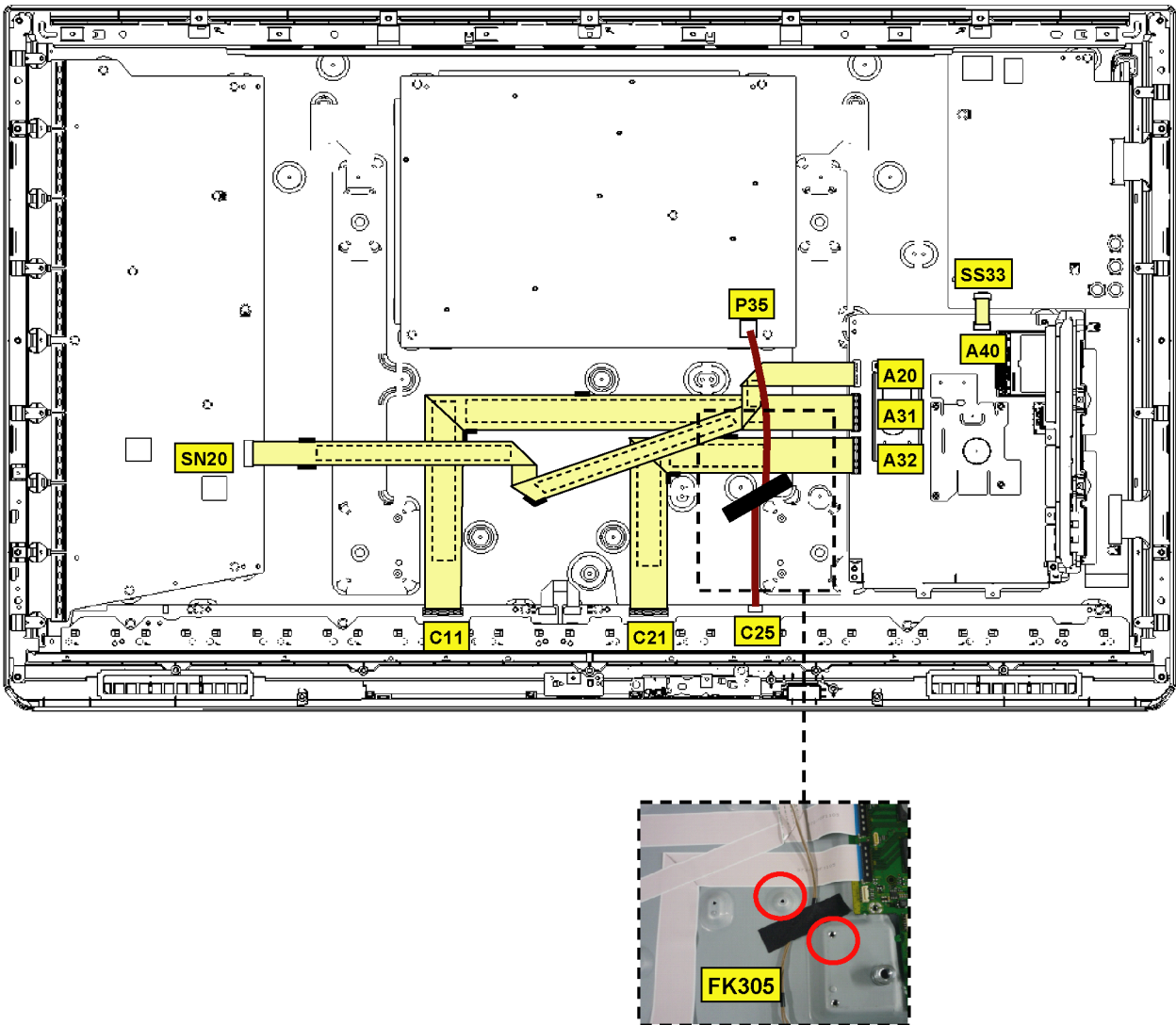


CONNECTOR No.	CLAMPER No.								
	1	2	3	4	5	6	7	8	9
P2 - SN2	●	●	●	●	●	●			
P11 - SS11							●	●	
P9 - INLET									●

11.3. Wiring (2)

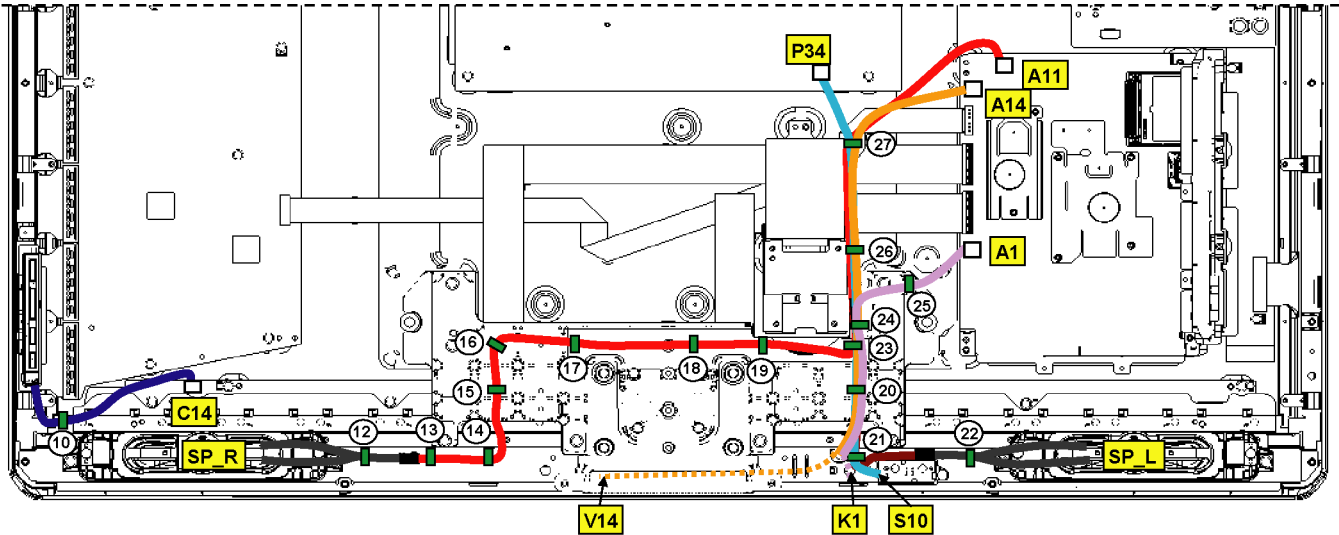
STICKING PART

MARK LINE AL-CHASSIS




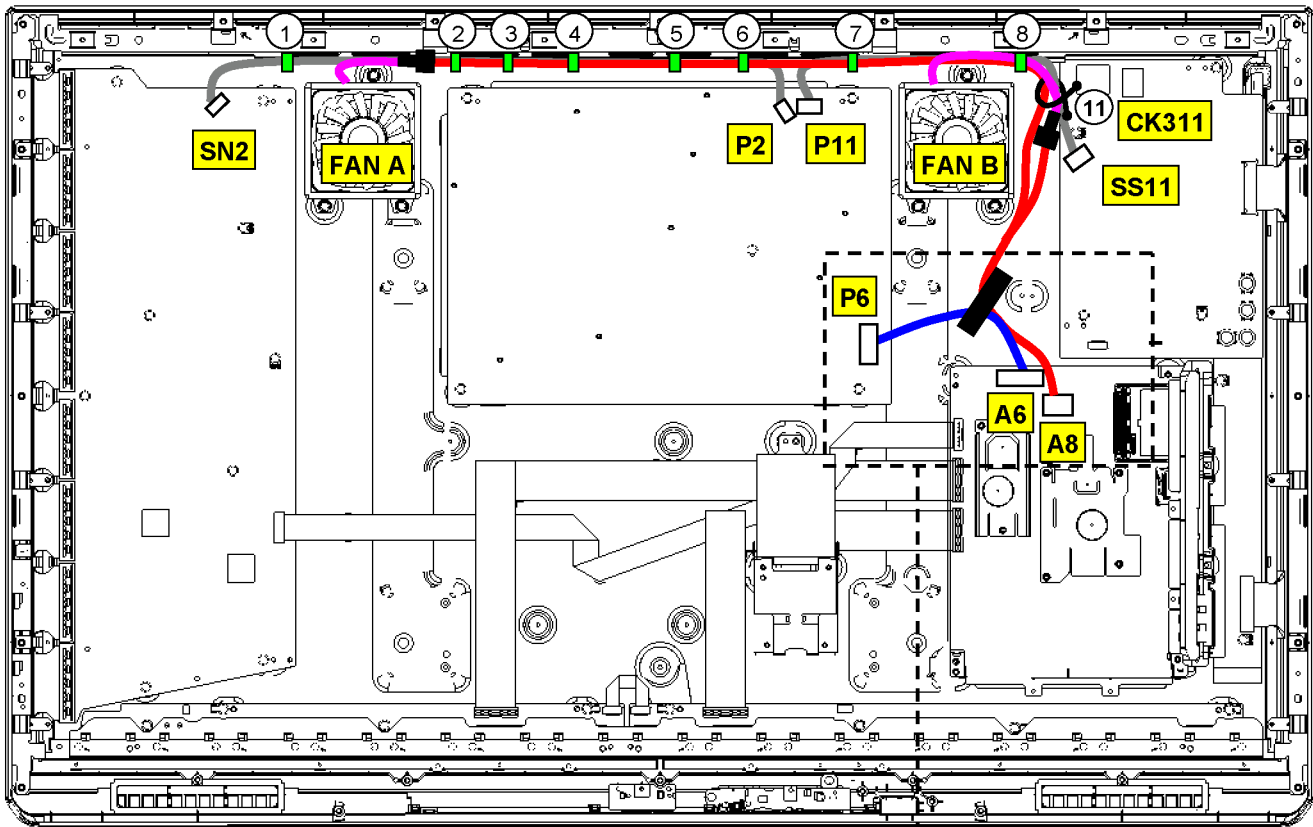
NOTE :
LEAD THE WIRE SO THAT IT WILL NOT
GO THROUGH MARKED AREAS.

11.4. Wiring (3)



CONNECTOR No.	CLAMPER No.																
	10	12	13	14	15	16	17	18	19	20	21	22	23	24	25	26	27
SIDE UNIT - C14	O																
A11 - SP_R		O	O	O	O	O	O	O	O				O	O		O	O
A11 - SP_L										O	O	O	O	O		O	O
P34 - S10										O	O		O	O		O	O
A1 - K1										O			O	O	O		
A14 - V14										O			O	O		O	O

11.5. Wiring (4)

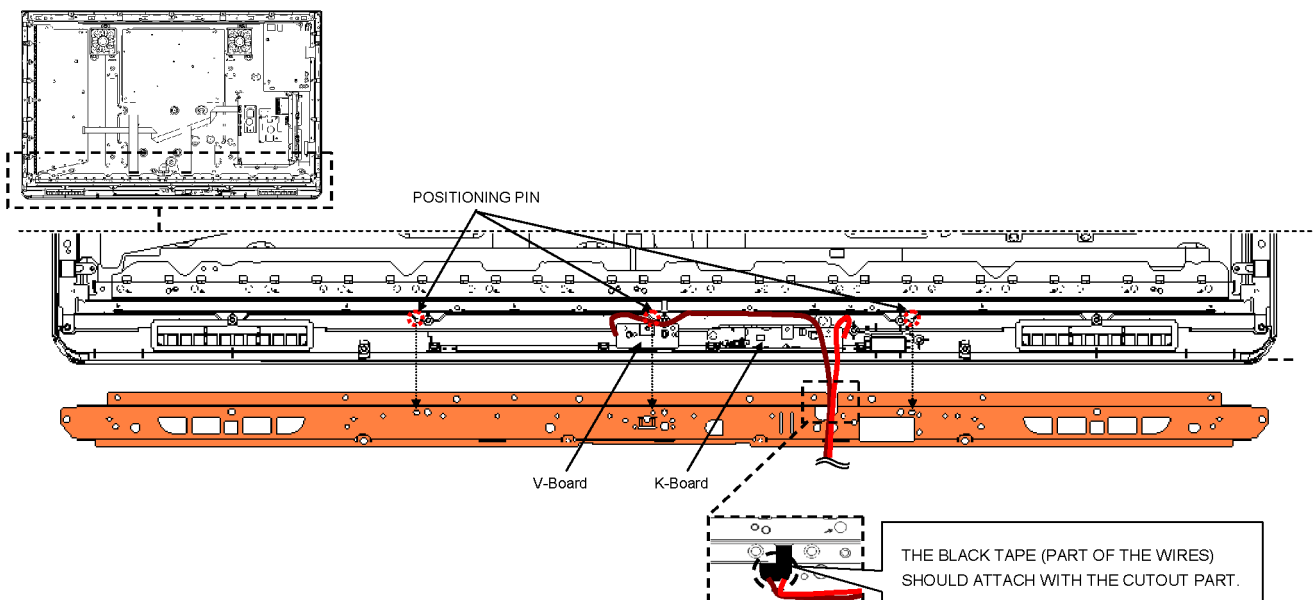
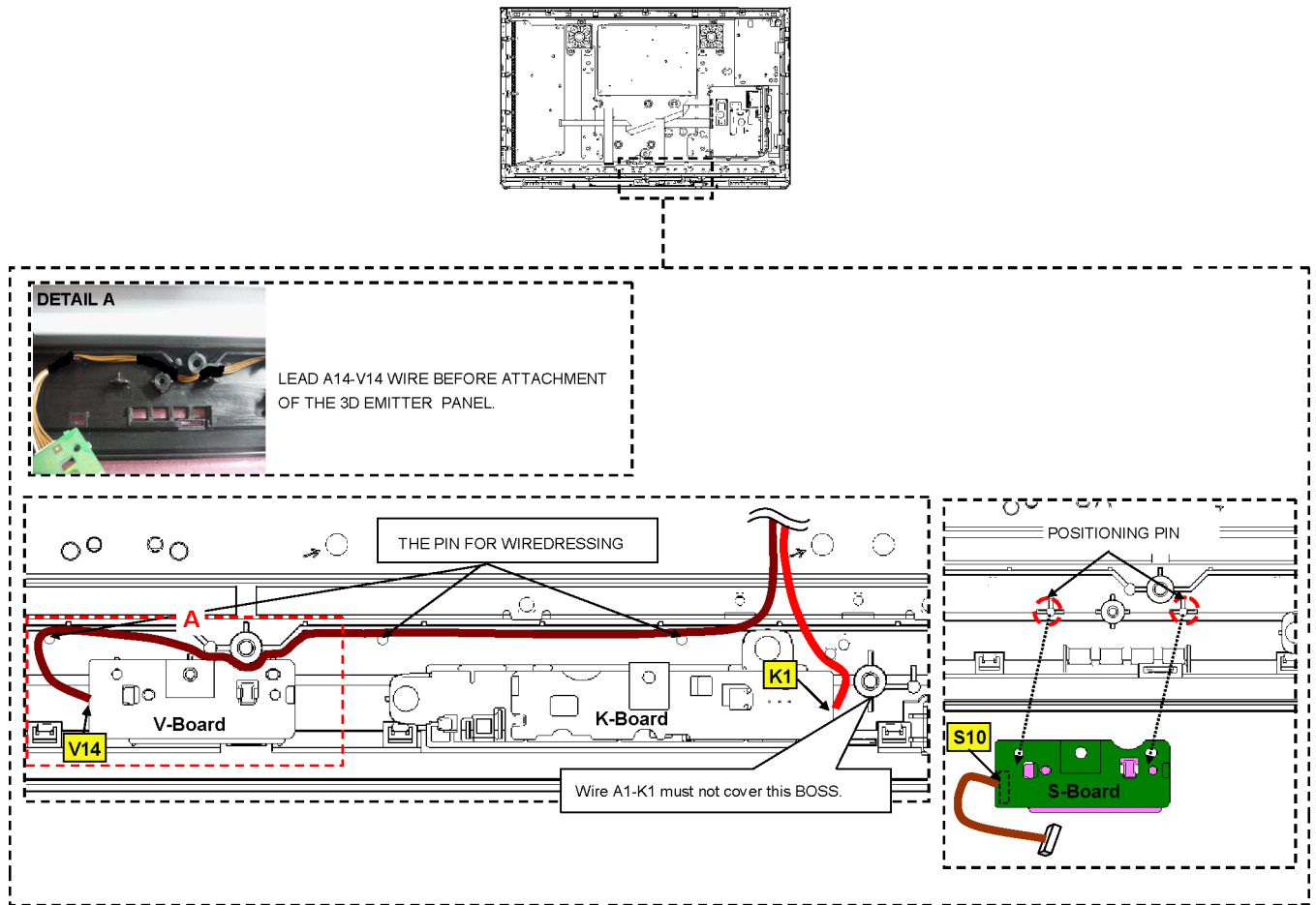


CONNECTOR No.	CLAMPER No.								
	1	2	3	4	5	6	7	8	11
A8 - FAN A		○	○	○	○	○	○	○	○
A8 - FAN B								○	○
P2 - SN2	●	●	●	●	●	●			
P11 - SS11							●	●	○







Note:

● - wire already lead through the clamber

11.6. Wiring (5)



Notes:

1. **Resistor**
Unit of resistance is OHM [Ω] (K=1,000, M=1,000,000).
2. **Capacitor**
Unit of capacitance is μ F, unless otherwise noted.
3. **Coil**
Unit of inductance is H, unless otherwise noted.
4. **Test Point**
 : Test Point position
5. **Earth Symbol**
 : Chassis Earth (Cold)  : Line Earth (Hot)
6. **Voltage Measurement**
Voltage is measured by a DC voltmeter.
Conditions of the measurement are the following:
Power Source AC 220-240V, 50/60Hz
Receiving Signal Colour Bar signal (RF)
All customer's controls Maximum positions
7. When arrow mark () is found, connection is easily found from the direction of arrow.
8. Indicates the major signal flow. : Video  Audio 
9. This schematic diagram is the latest at the time of printing and subject to change without notice.

Notice: Use the parts number indicated on the Replacement parts List.

Remarks:

1. The Power Circuit contains a circuit area which uses a separate power supply to isolate the earth connection.
The circuit is defined by HOT and COLD indications in the schematic diagram. Take the following precautions.
All circuits, except the Power Circuit, are cold.
Precautions
 - a. Do not touch the hot part or the hot and cold parts at the same time or you may be shocked.
 - b. Do not short-circuit the hot and cold circuits or a fuse may blow and parts may break.
 - c. Do not connect an instrument, such as an oscilloscope, to the hot and cold circuits simultaneously or a fuse may blow.
Connect the earth of instruments to the earth connection of the circuit being measured.
 - d. Make sure to disconnect the power plug before removing the chassis.

Model No. : TX-P42ST30E/J, PF/PR42ST30 Replacement Parts List Note

Note: All parts except parts mentioned [PAVCCZ] in the Remarks column are supplied by AVC-CSPC.
Parts mentioned [PAVCCZ] are supplied by PAVCCZ.

Notice: Be sure to make your orders of replacement parts according to this list.

RTL (Retention Time Limited)

Note: The marking (RTL) indicates that the Retention Time is Limited for this item.
After the discontinuation of this assembly in production, the item will continue to be available for a specific period of time. The retention period of availability is dependant on the type of assembly, and in accordance with the laws governing part and product retention.
After the end of this period, the assembly will no longer be available.

Abbreviation of part name and description

1. Resistor

Example:

ERD25TJ104 C 100KOHM, J 1/4W

Type Allowance

2. Capacitor

Example:

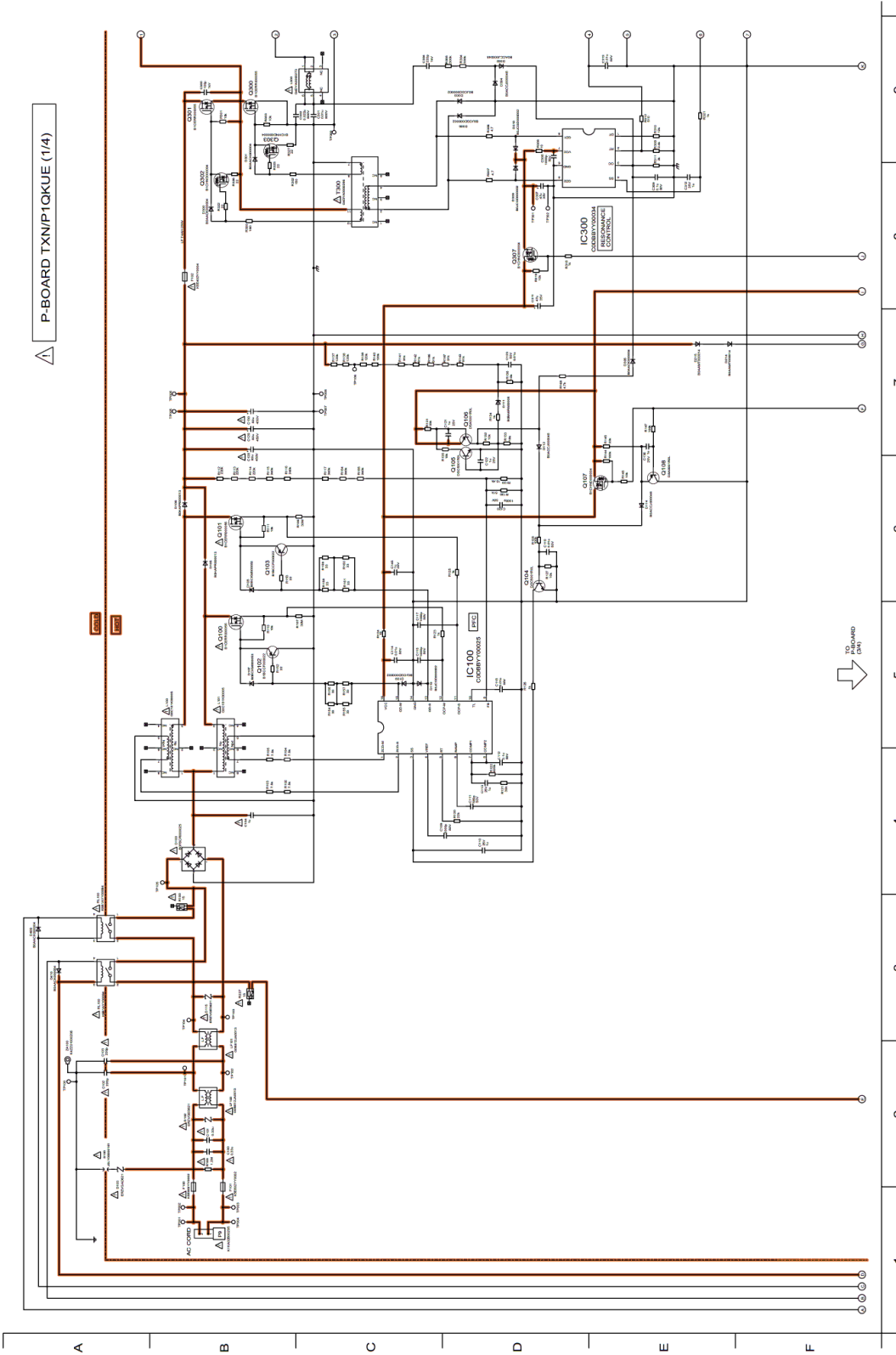
ECKF1H103ZF C 0.01UF, Z 50V

Type Allowance

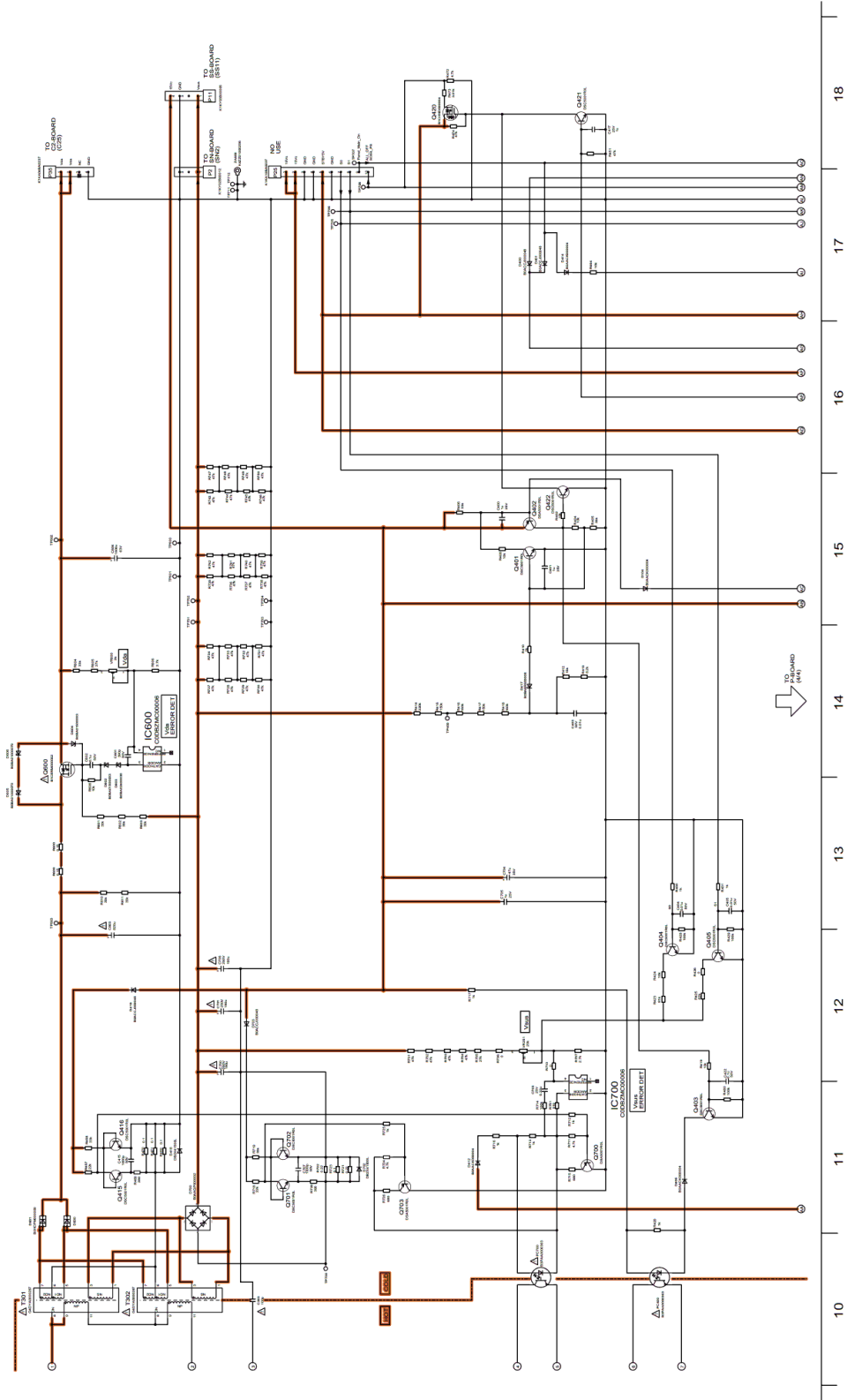
Type	Allowance
C : Carbon	F : ±1%
F : Fuse	G : ±2%
M : Metal Oxide	J : ±5%
Metal Film	K : ±10%
S : Solid	M : ±20%
W : Wire Wound	

Type	Allowance
C : Ceramic	C : ±0.25pF
E : Electrolytic	D : ±0.5pF
P : Polyester	F : ±1pF
Polyprop	G : ±3pF
lene	J : ±5pF
T : Tantalum	K : ±10pF
	L : ±15pF
	M : ±20pF
	P : +100%, -0%
	Z : +80%, -20%

Model No. : TX-P42ST30E/J, PF/PR42ST30 P-Board (1/4)

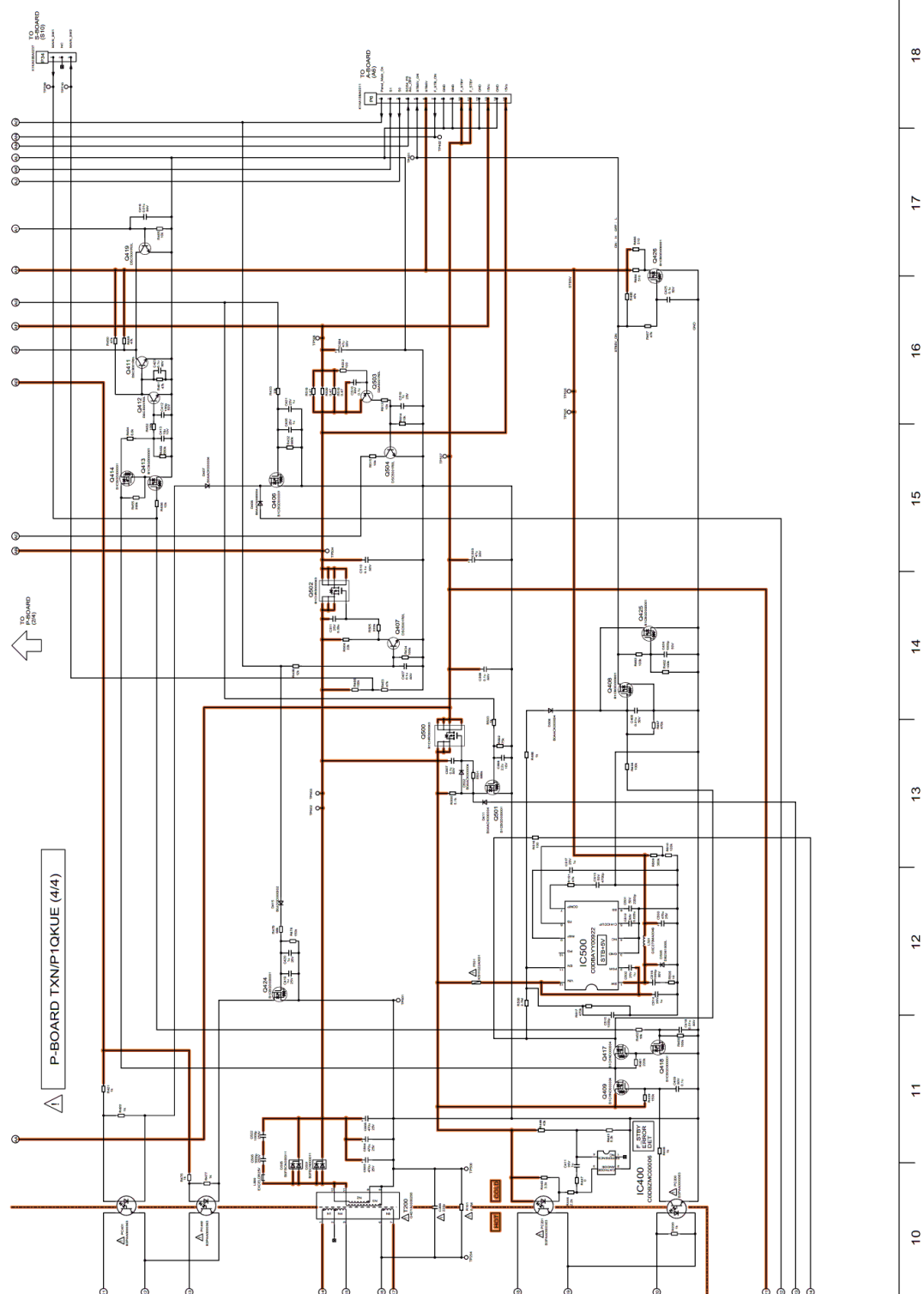


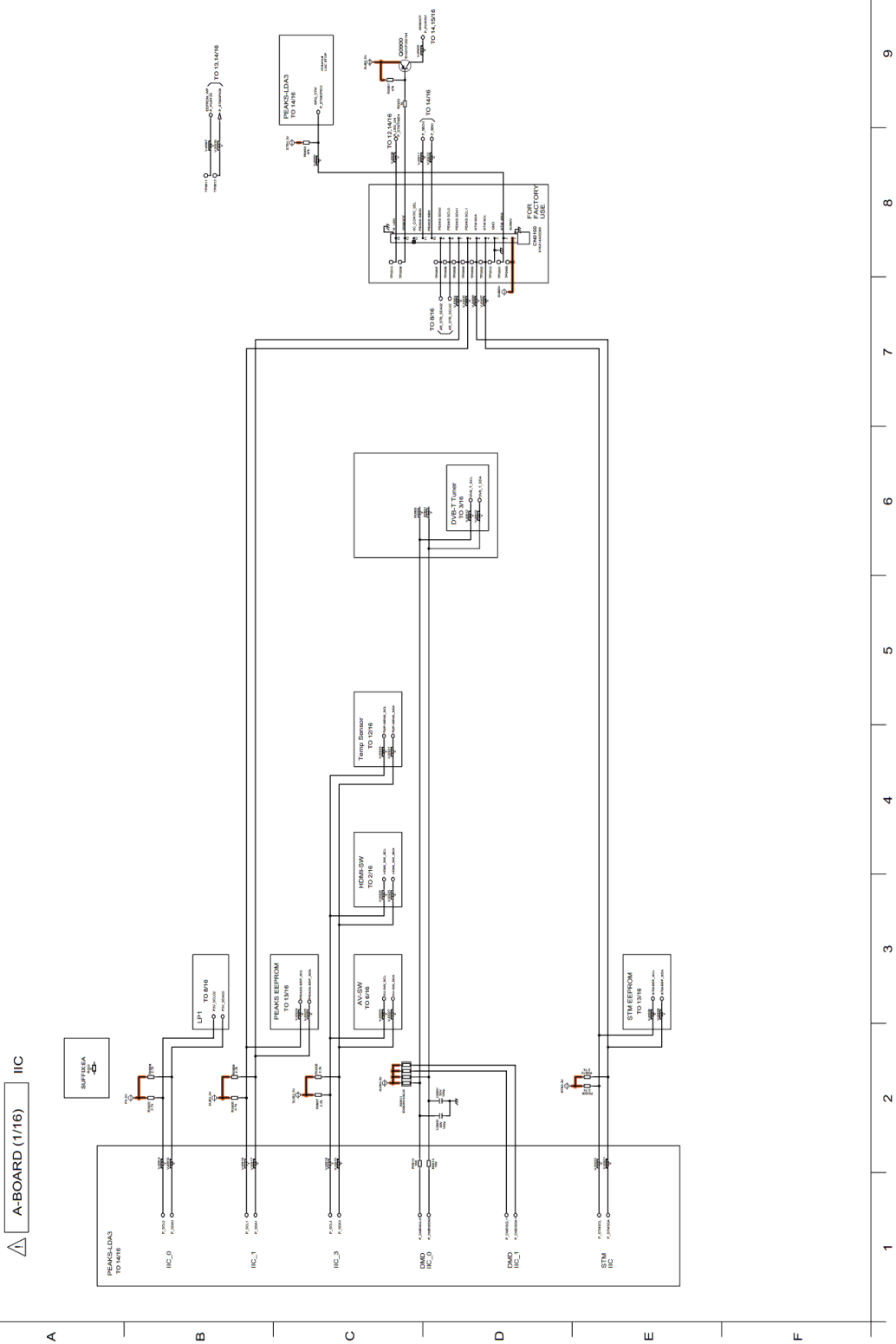
P-BOARD TXN/P10KUE (2/4)



P-BOARD TXN/P1QKUE (3/4)

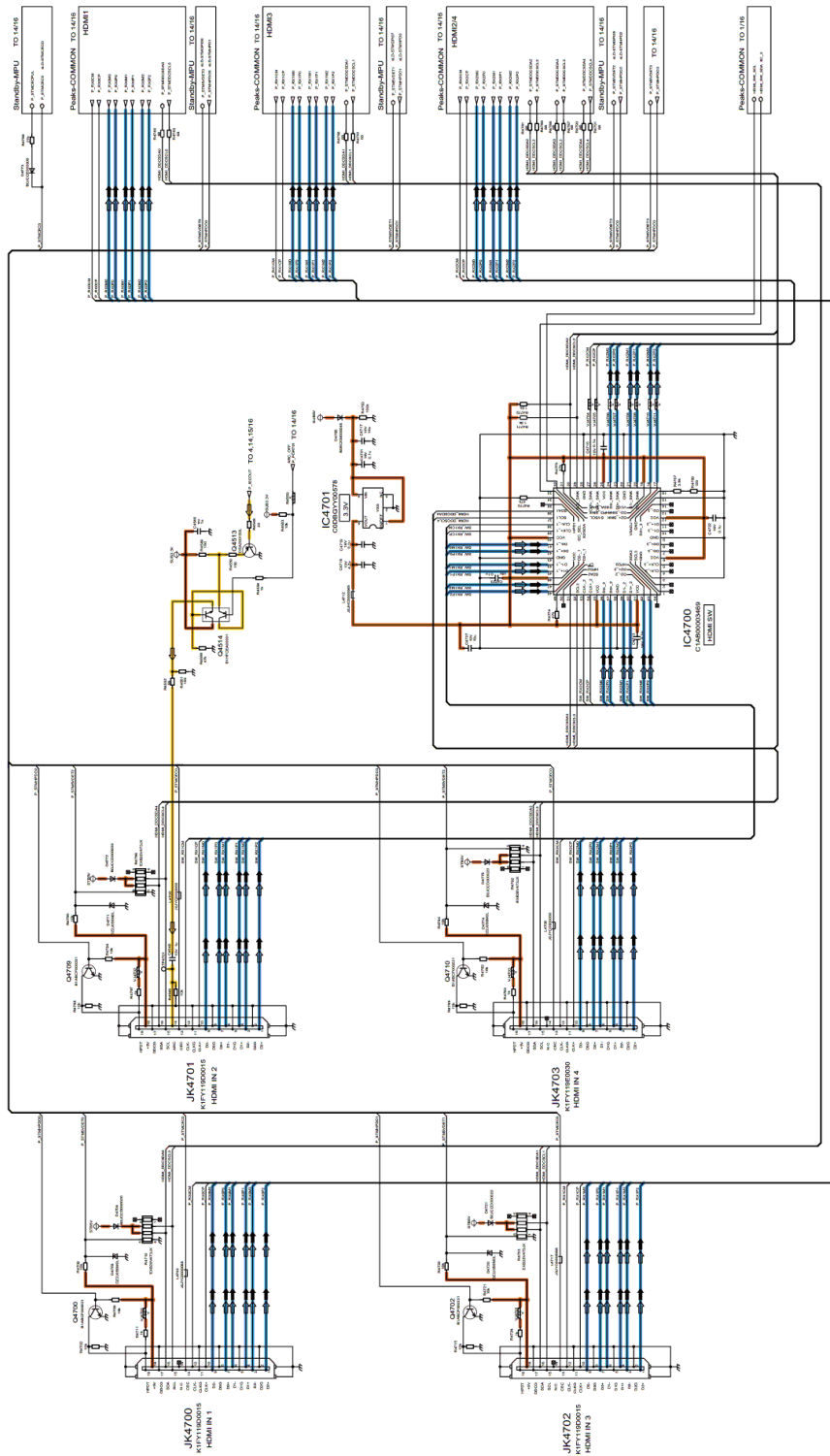






Model No. : TX-P42ST30E/J, PF/PR42ST30 A-Board (2/16)

A-BOARD (2/16) HDMI INPUT



18

17

16

15

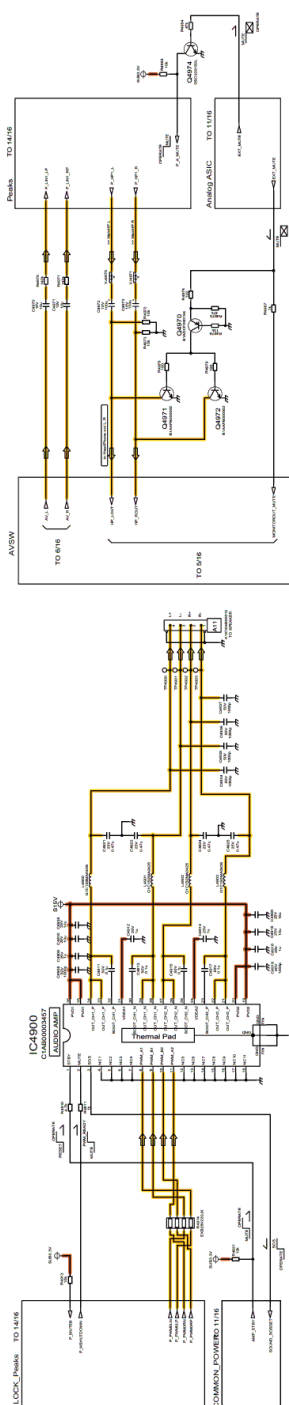
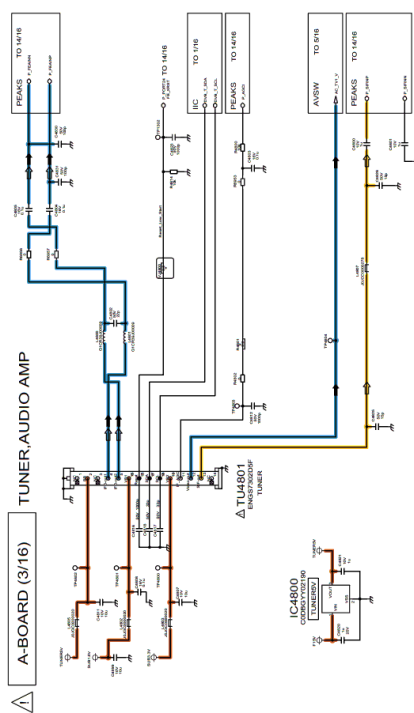
14

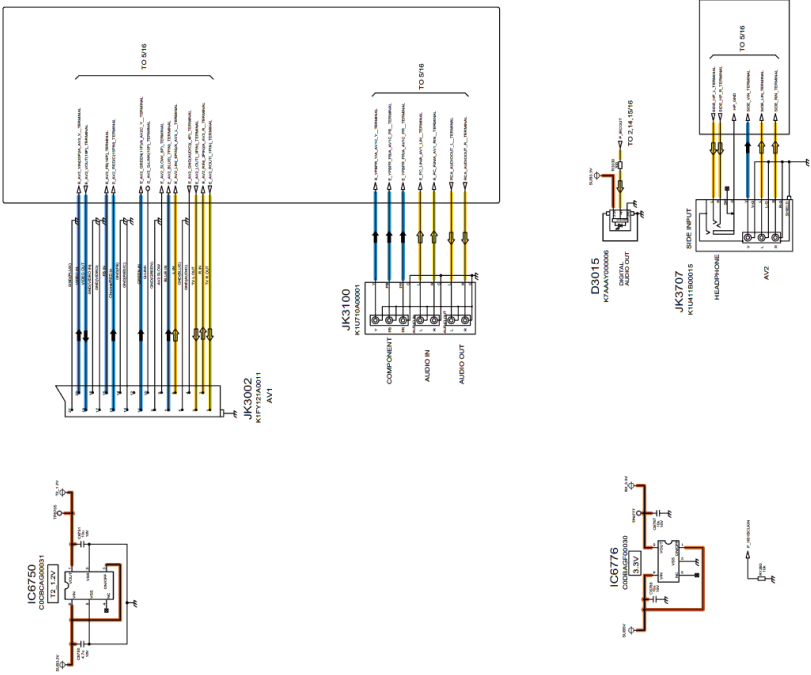
13

12

11

10





36

35

34

33

32

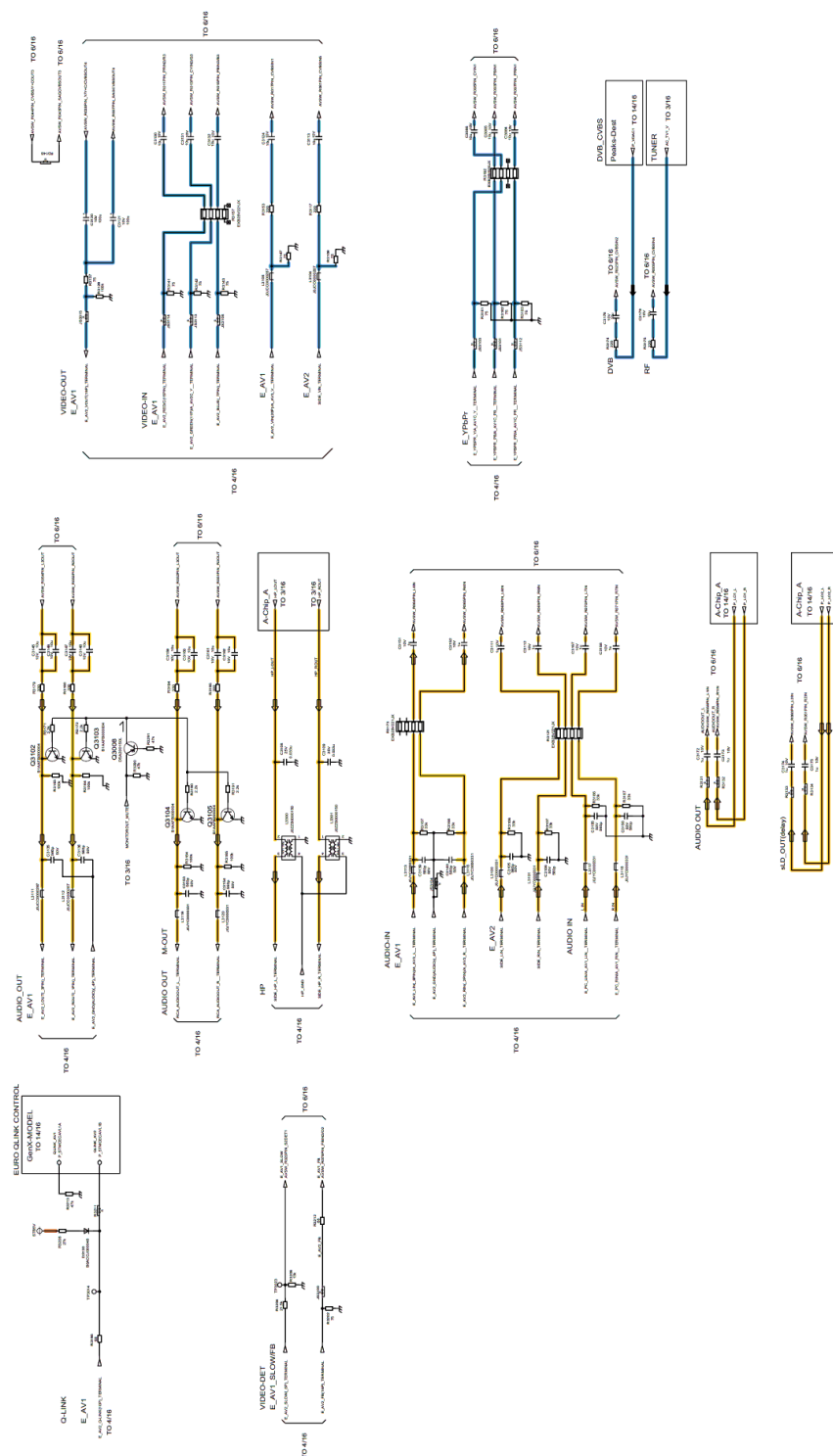
31

30

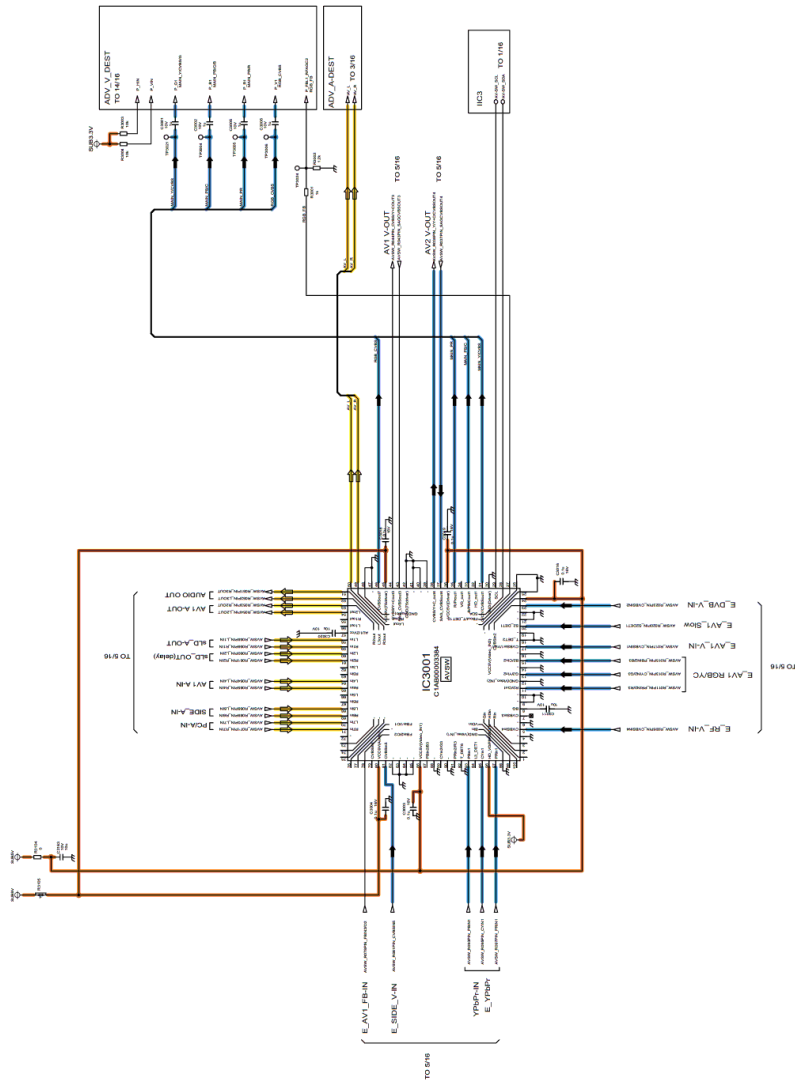
29

28

⚠ A-BOARD (5/16) AVSW-CONNECTION



A-BOARD (6/16) AV SW



54

53

52

51

50

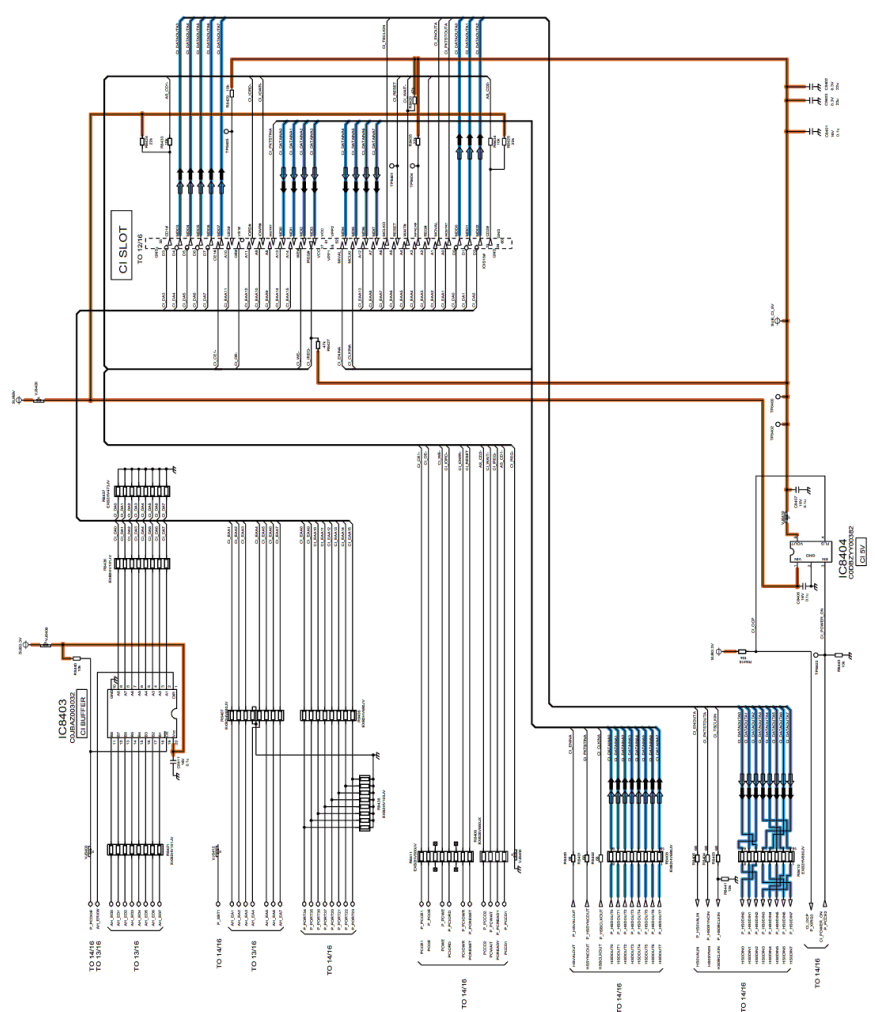
49

48

47

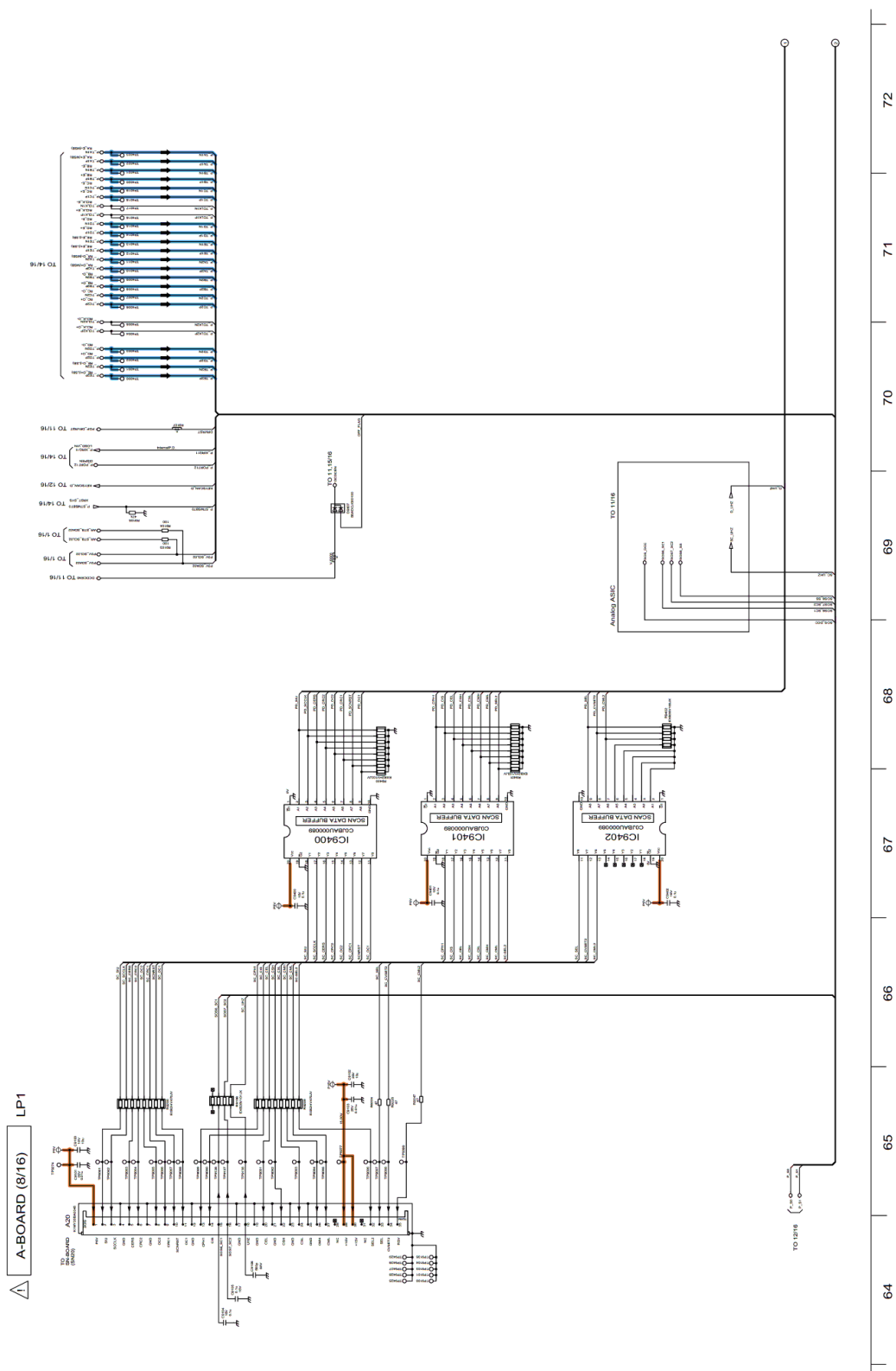
46

A-BOARD (7/16) CI SLOT

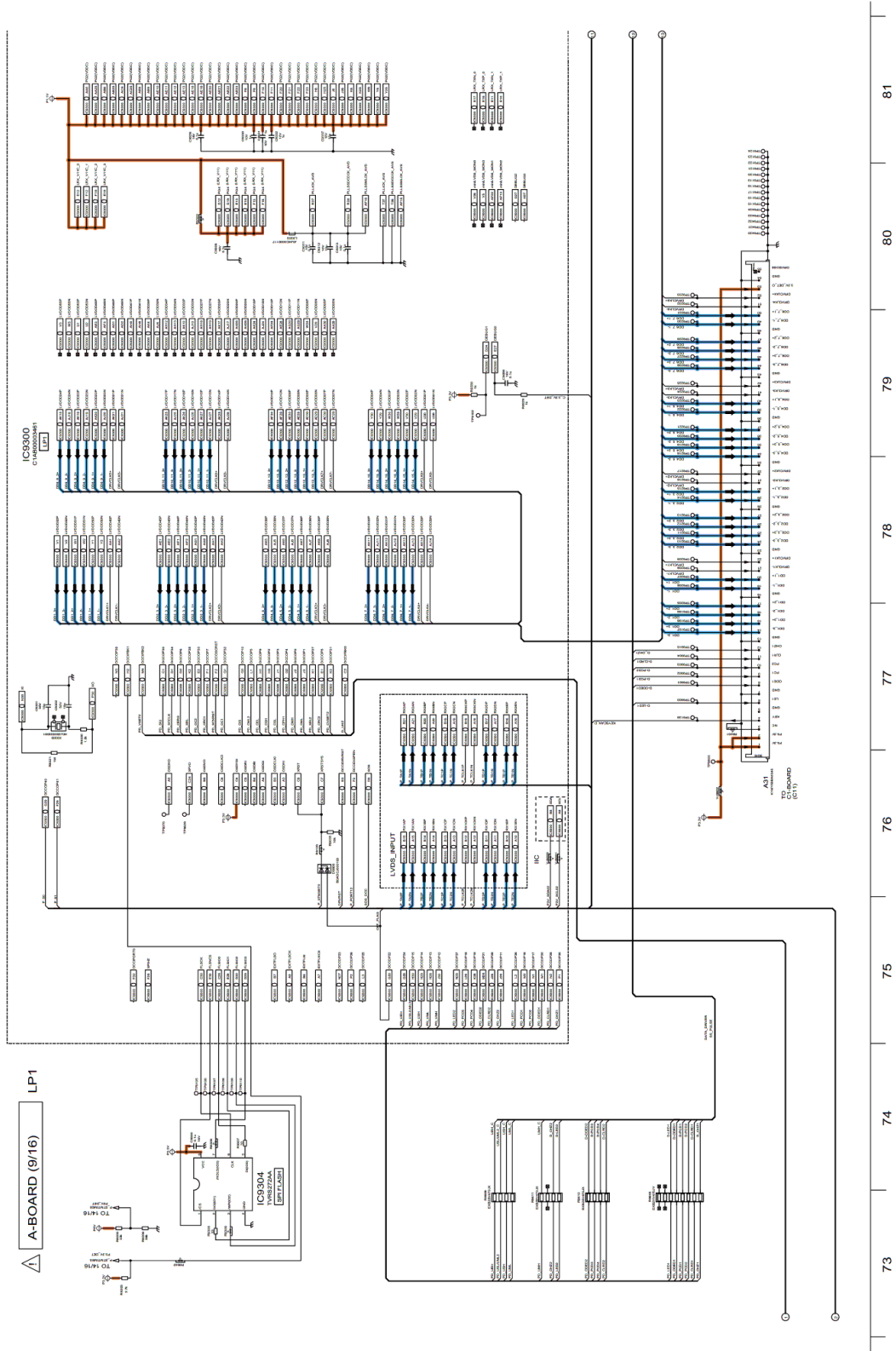


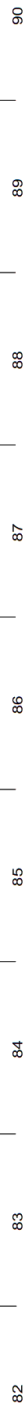
55 56 57 58 59 60 61 62 63

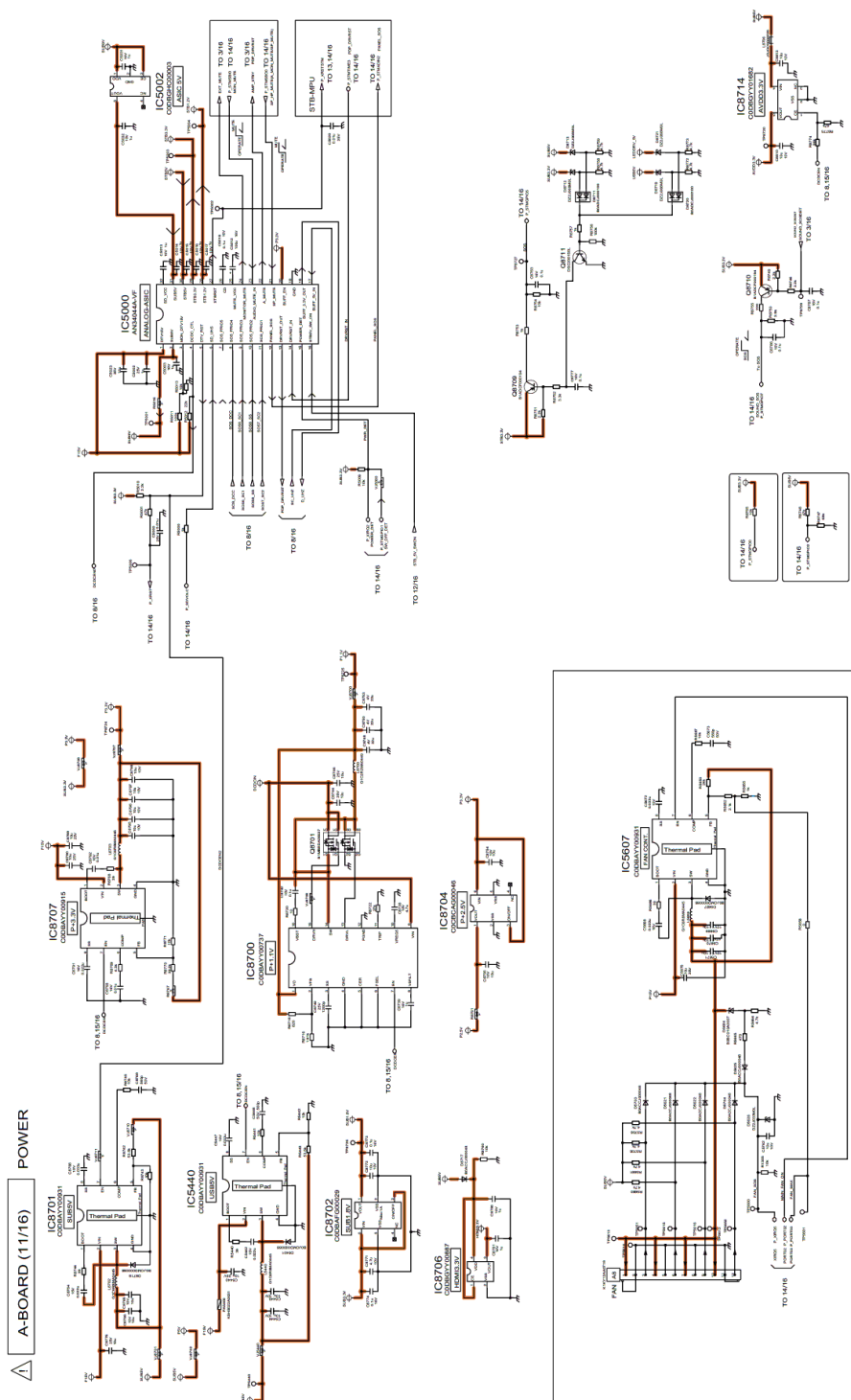
Model No. : TX-P42ST30E/J, PF/PR42ST30 A-Board (8/16)



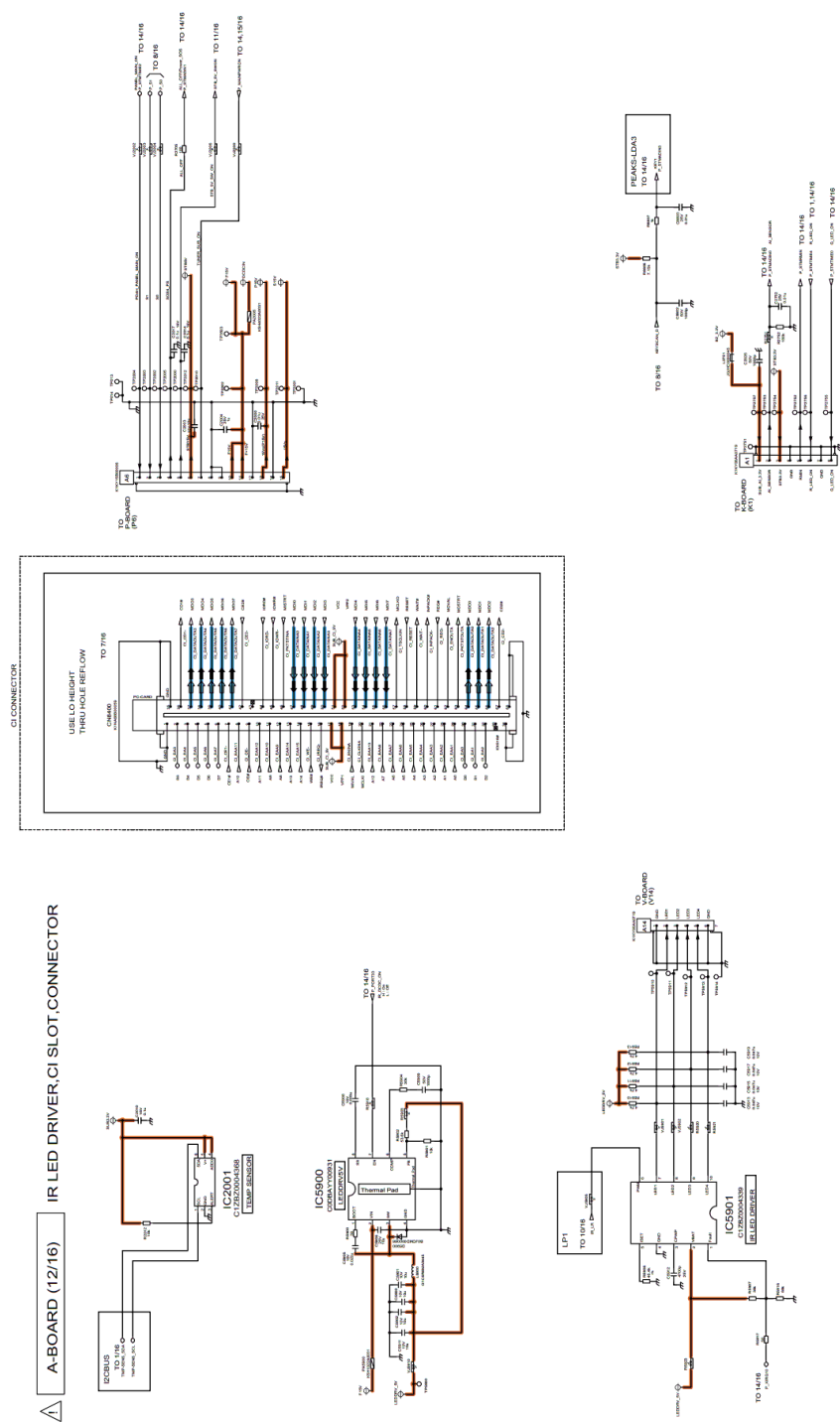
Model No. : TX-P42ST30E/J, PF/PR42ST30 A-Board (9/16)

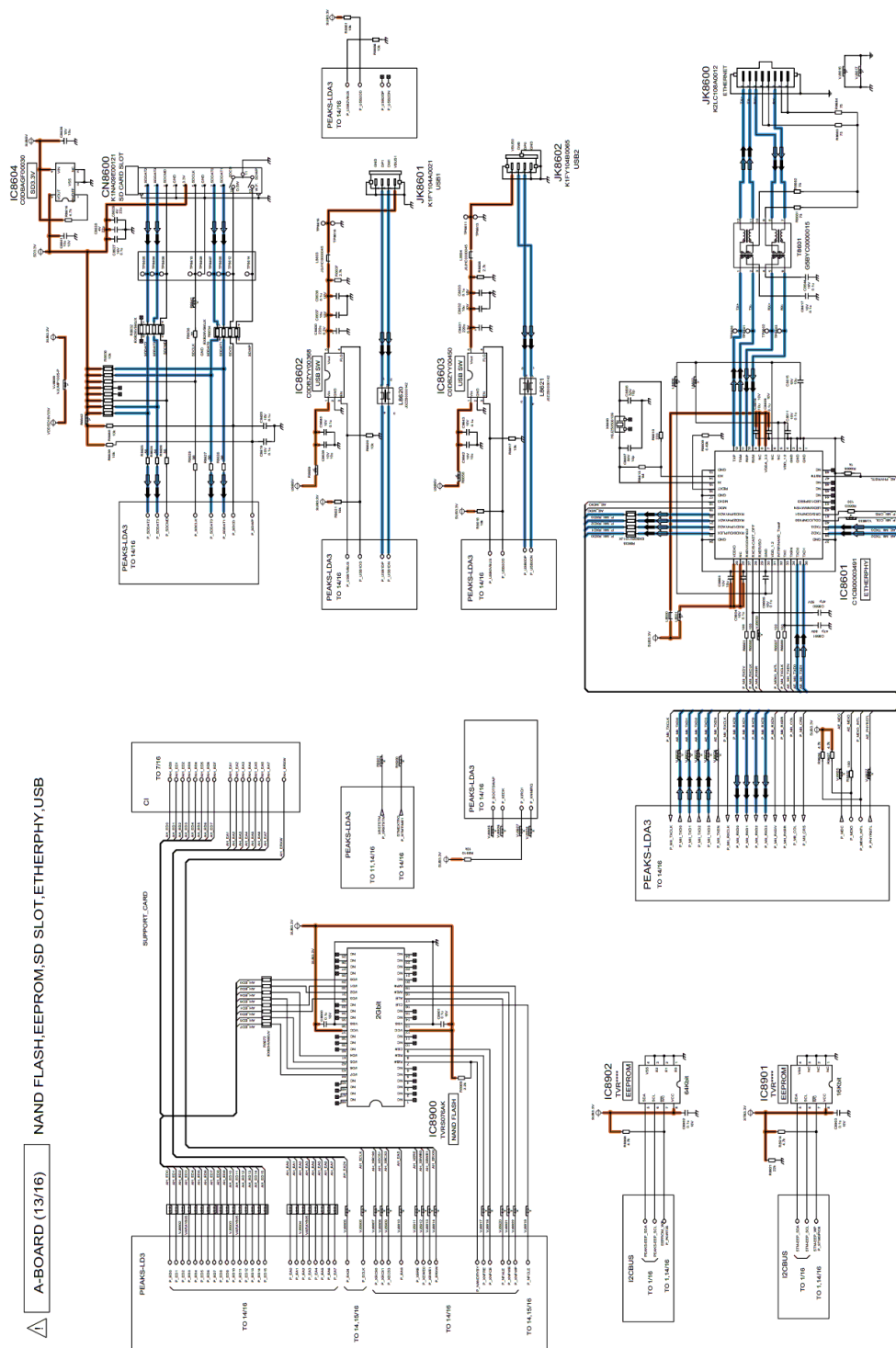
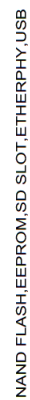


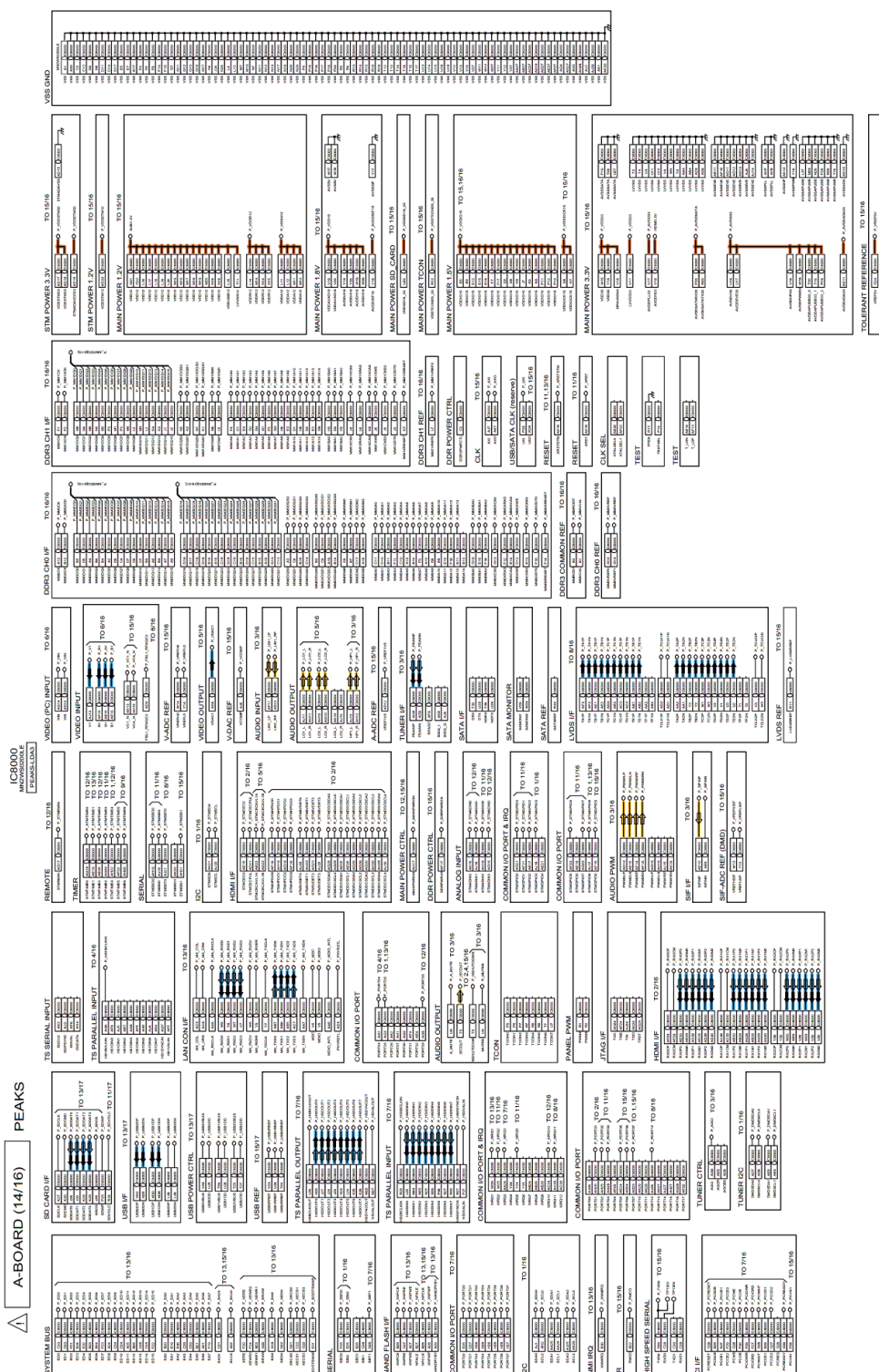




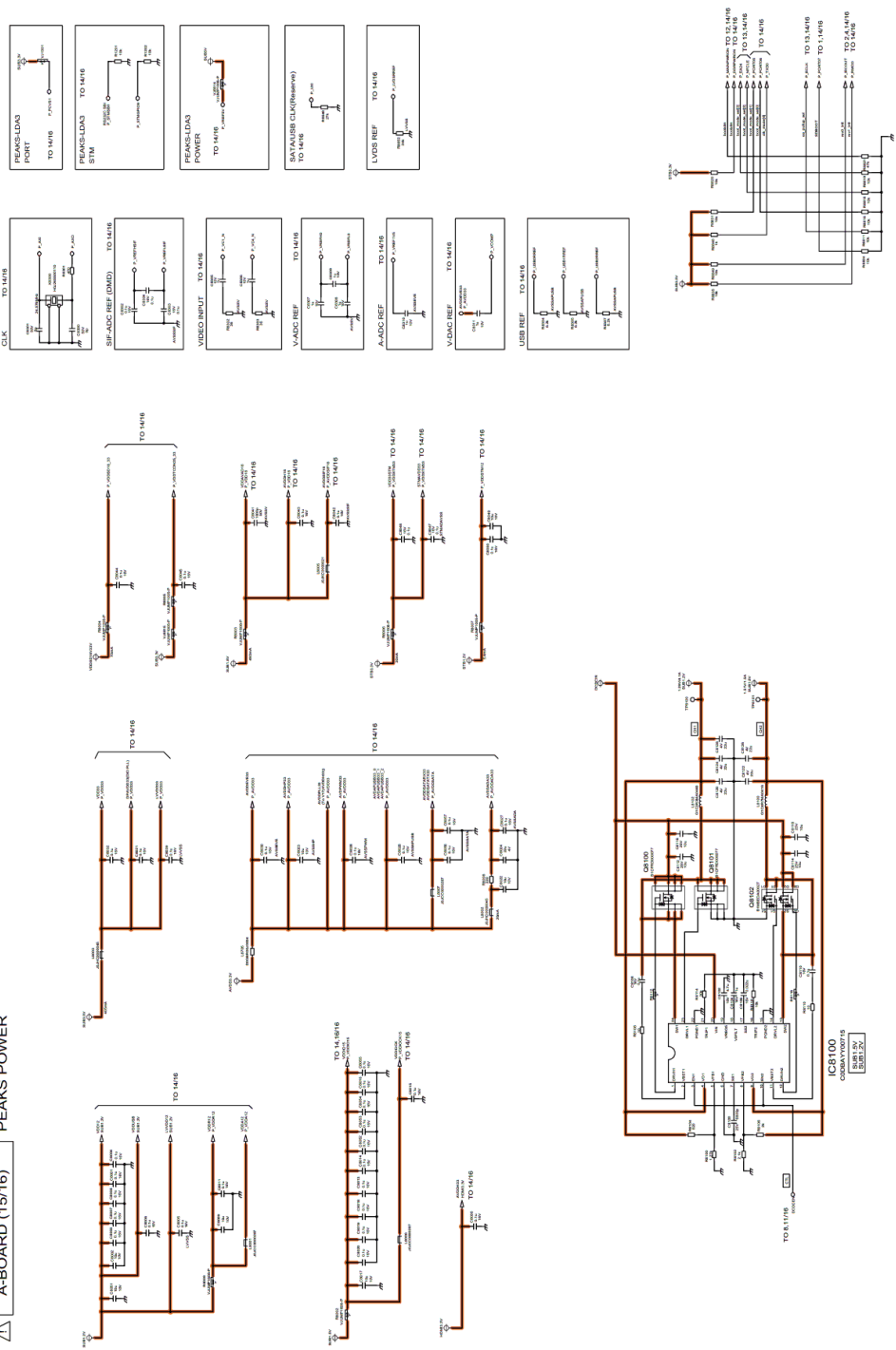
Model No. : TX-P42ST30E/J, PF/PR42ST30 A-Board (12/16)



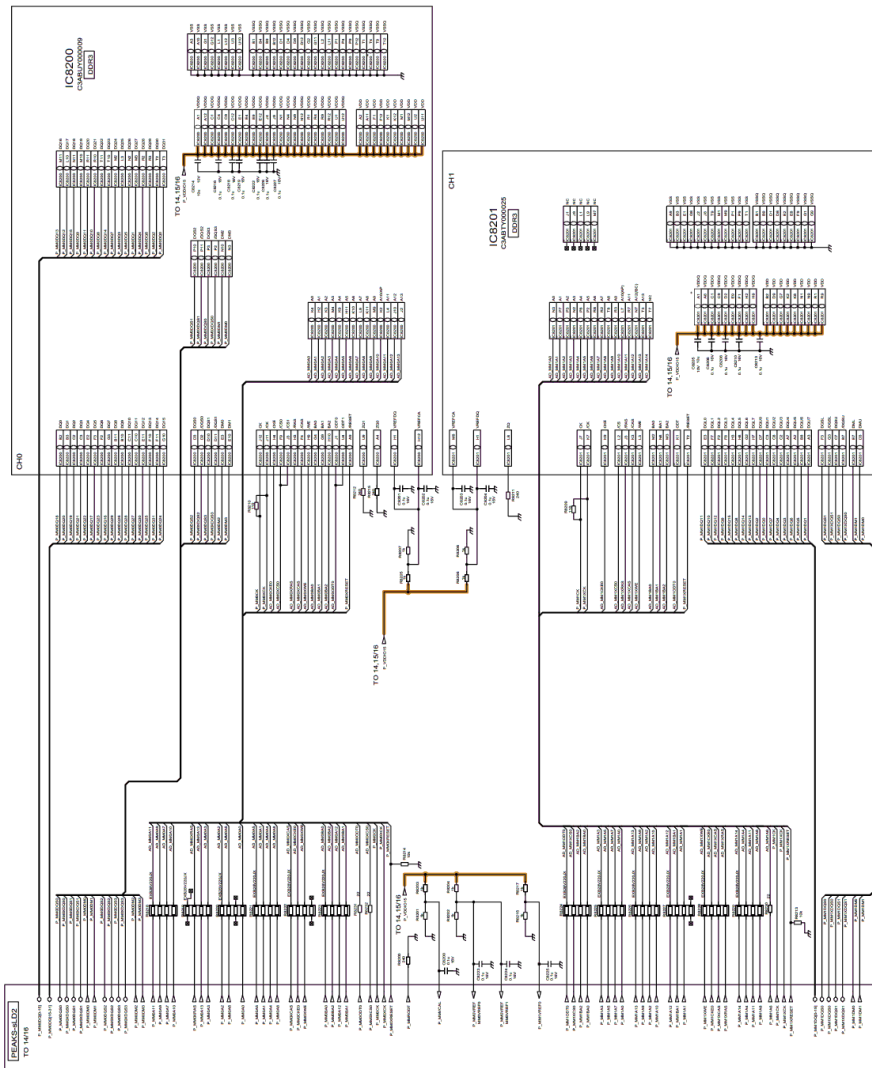




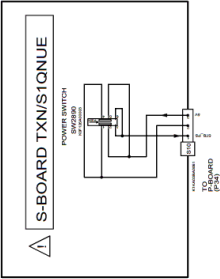
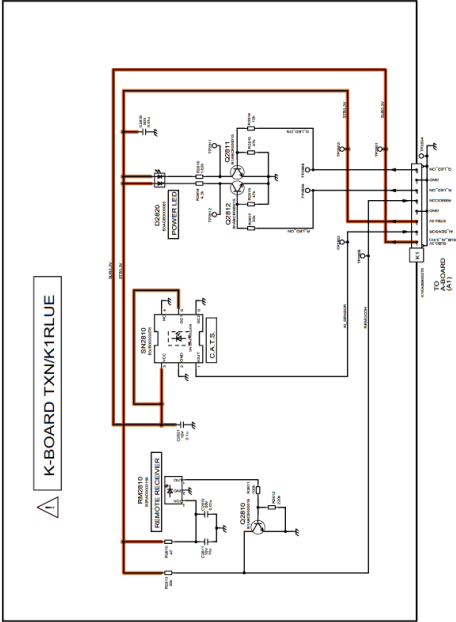
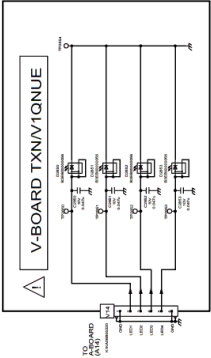
A-BOARD (15/16) PEAKS POWER

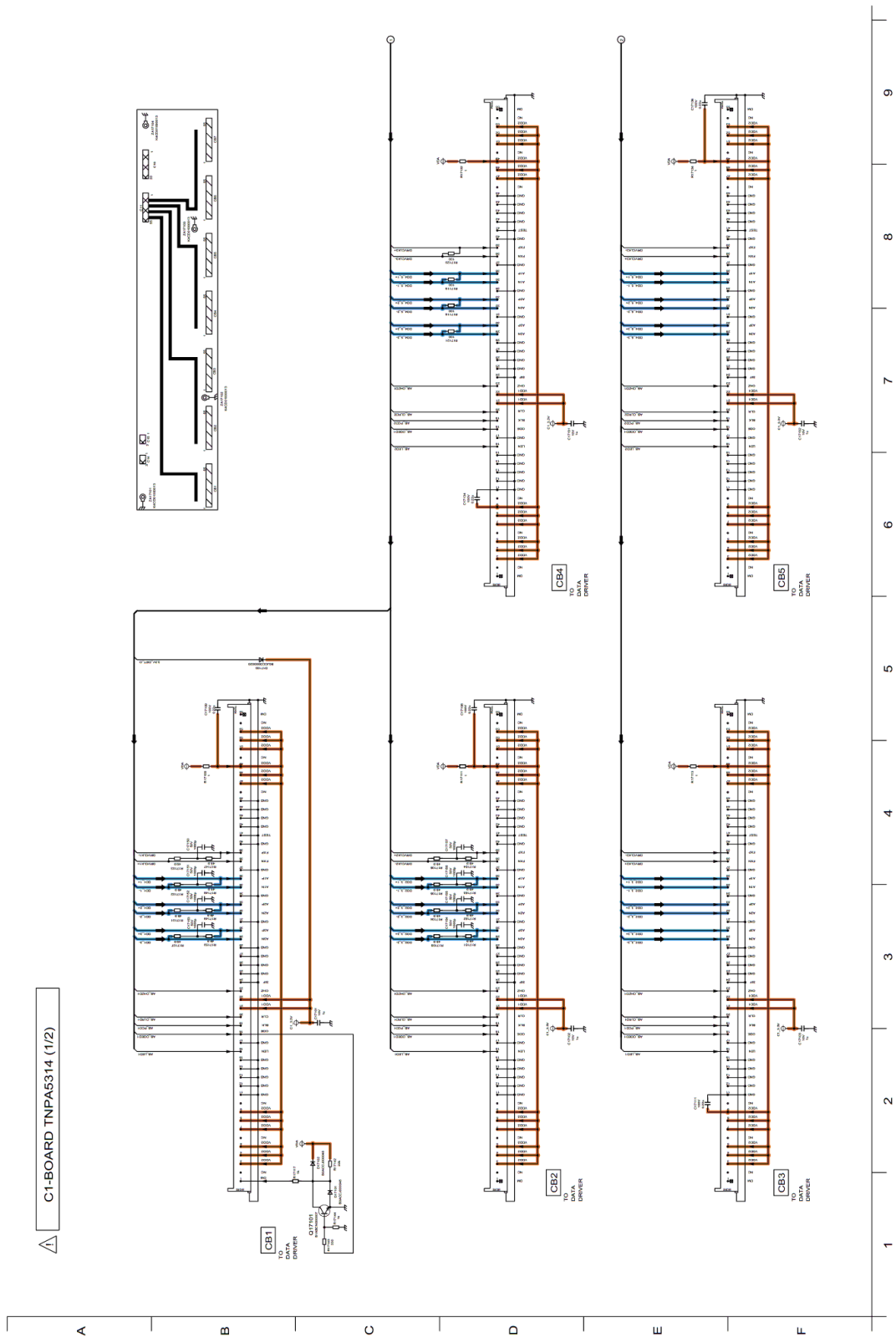


A-BOARD (16/16) DDR3

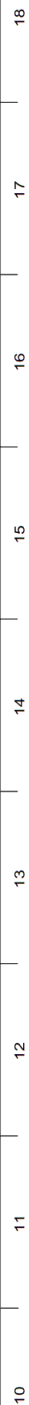


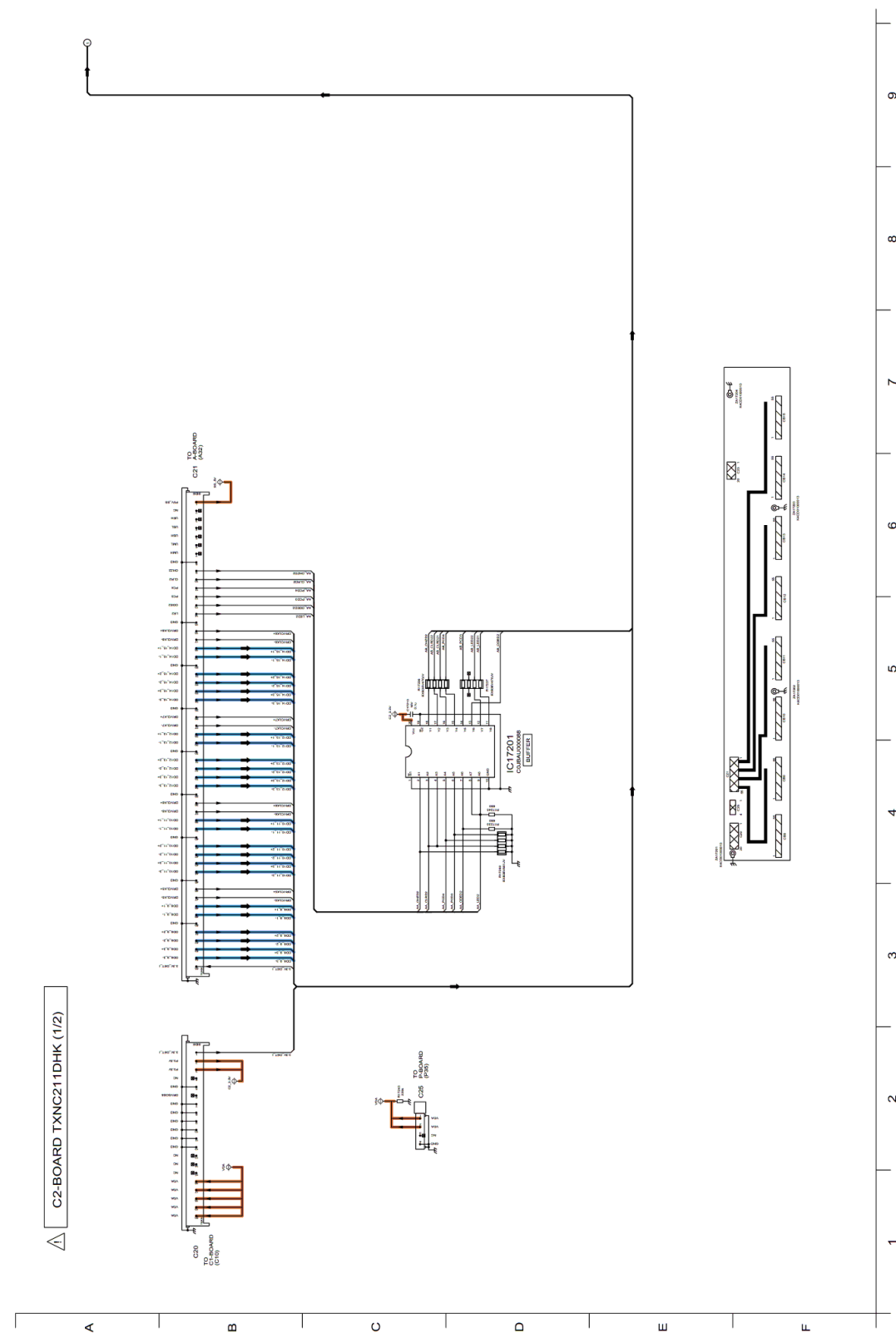
136 137 138 139 140 141 142 143 144

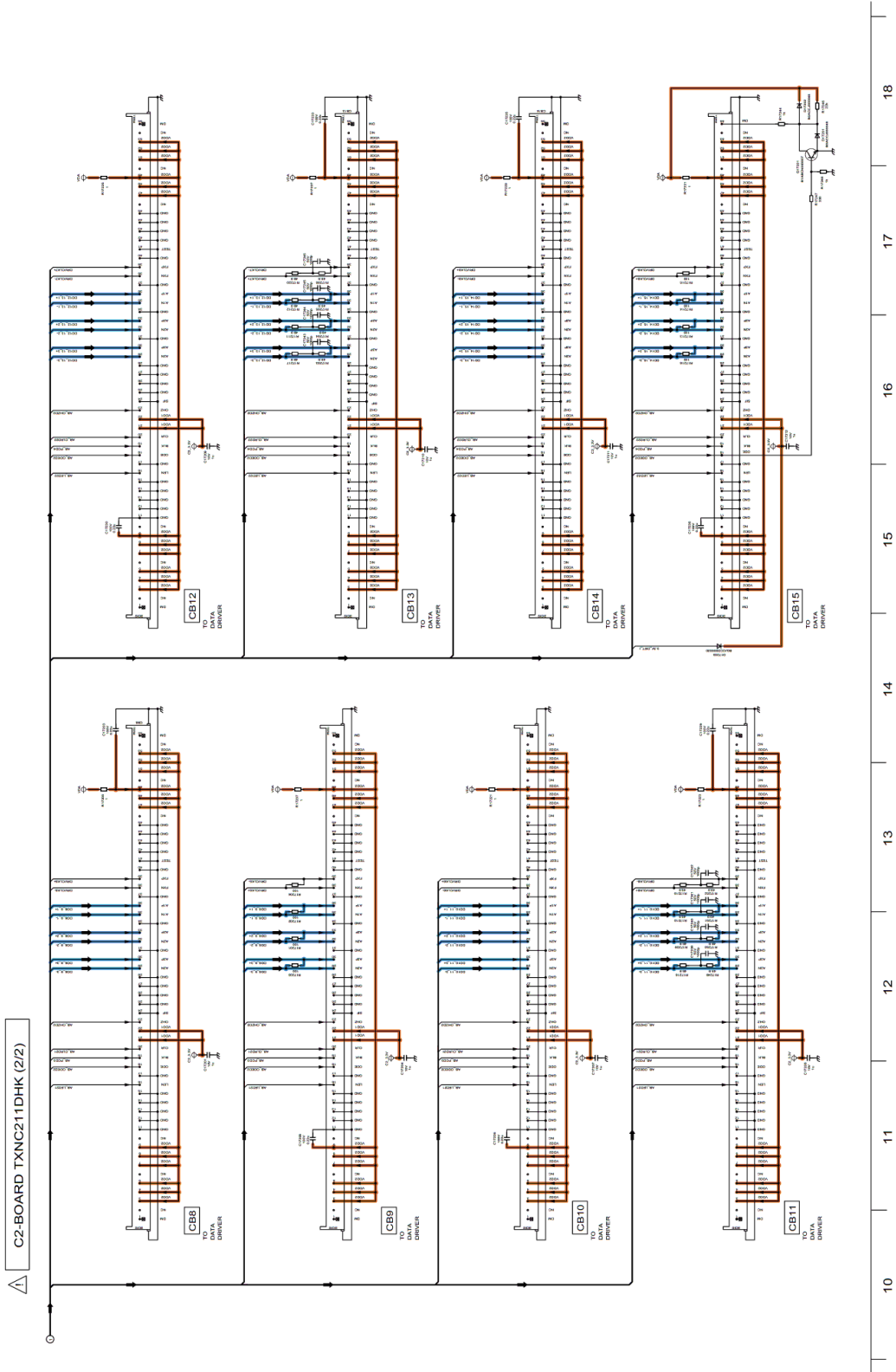


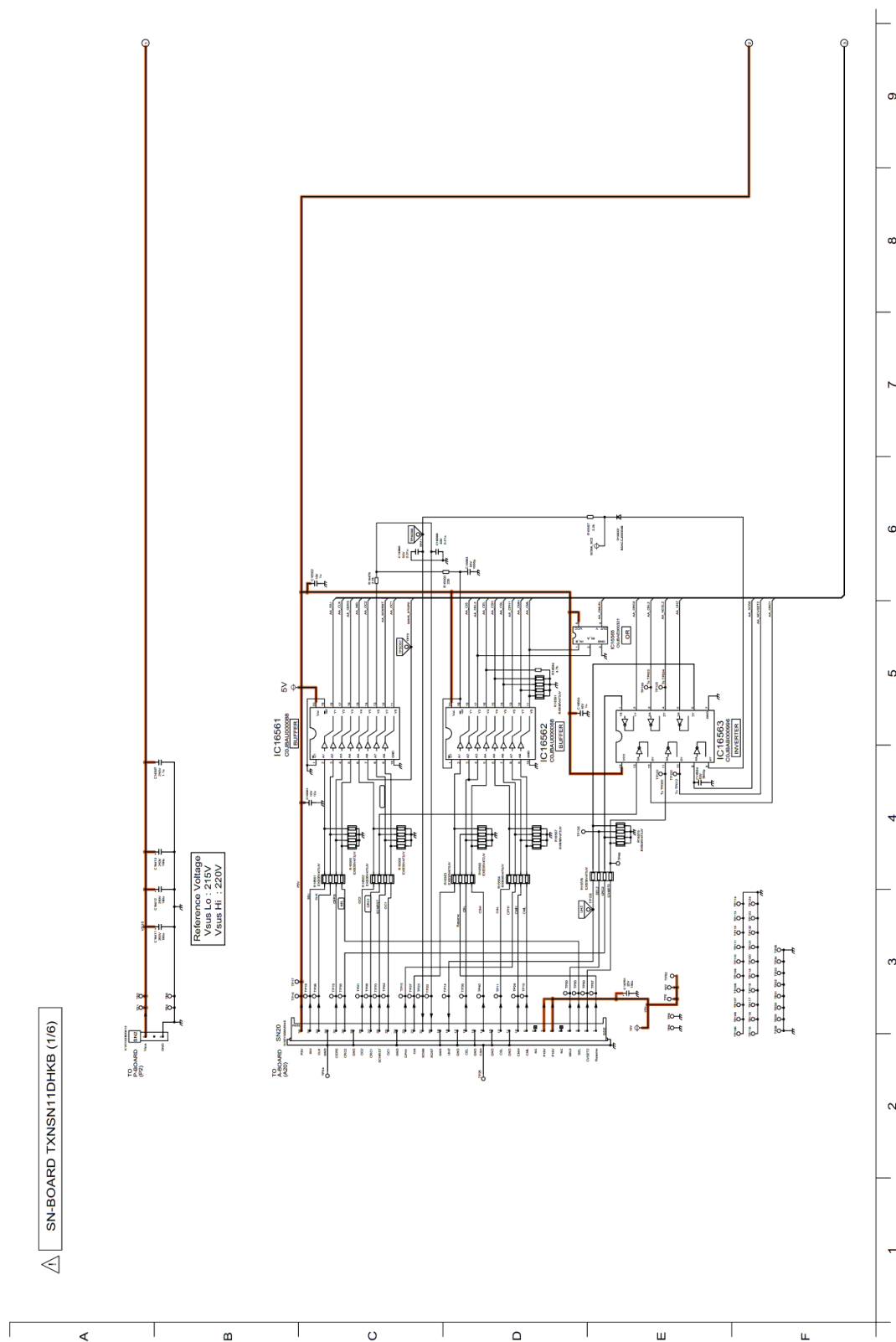


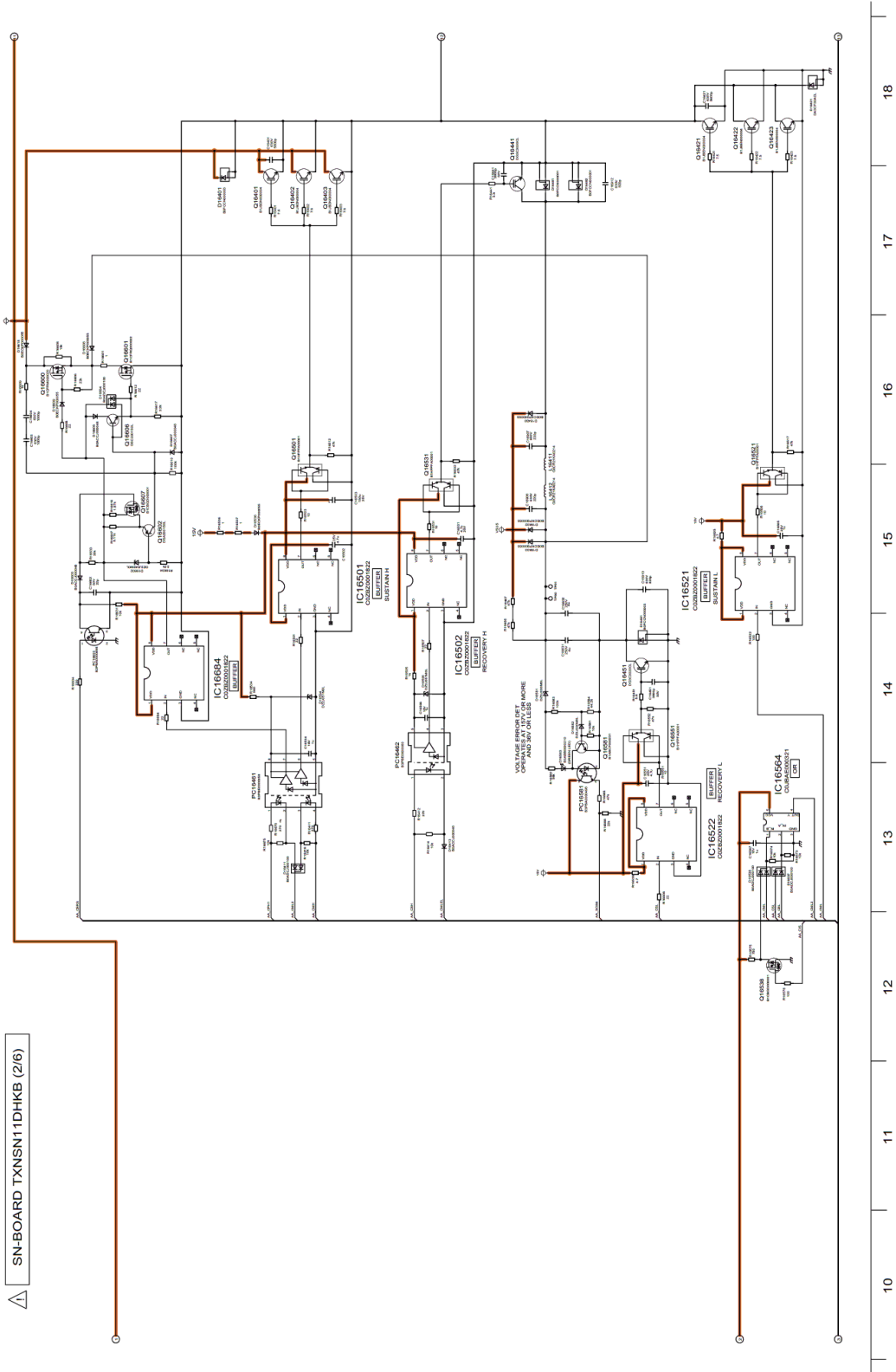
Model No. : TX-P42ST30E/J, PF/PR42ST30 C1-Board (2/2)

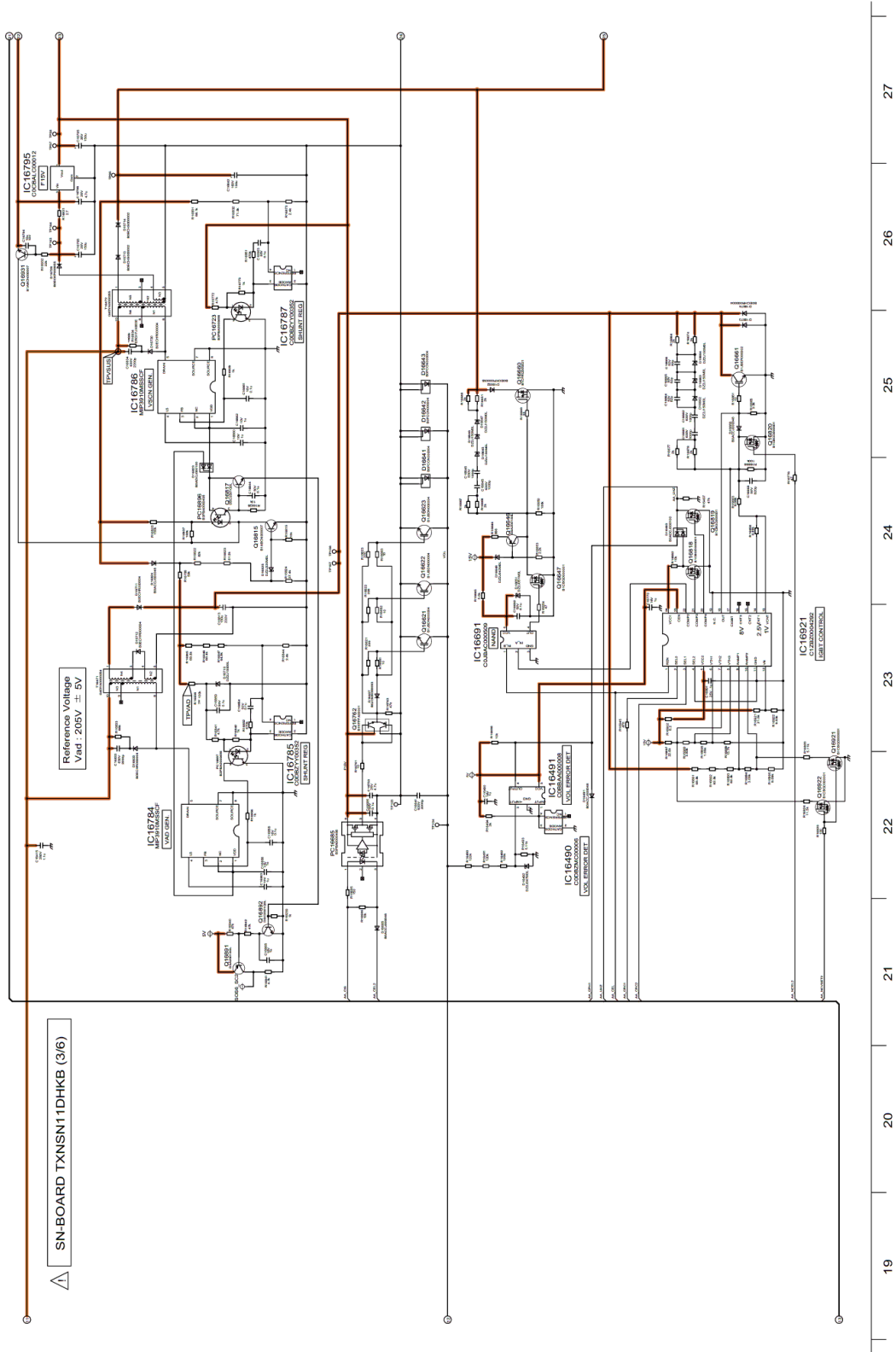


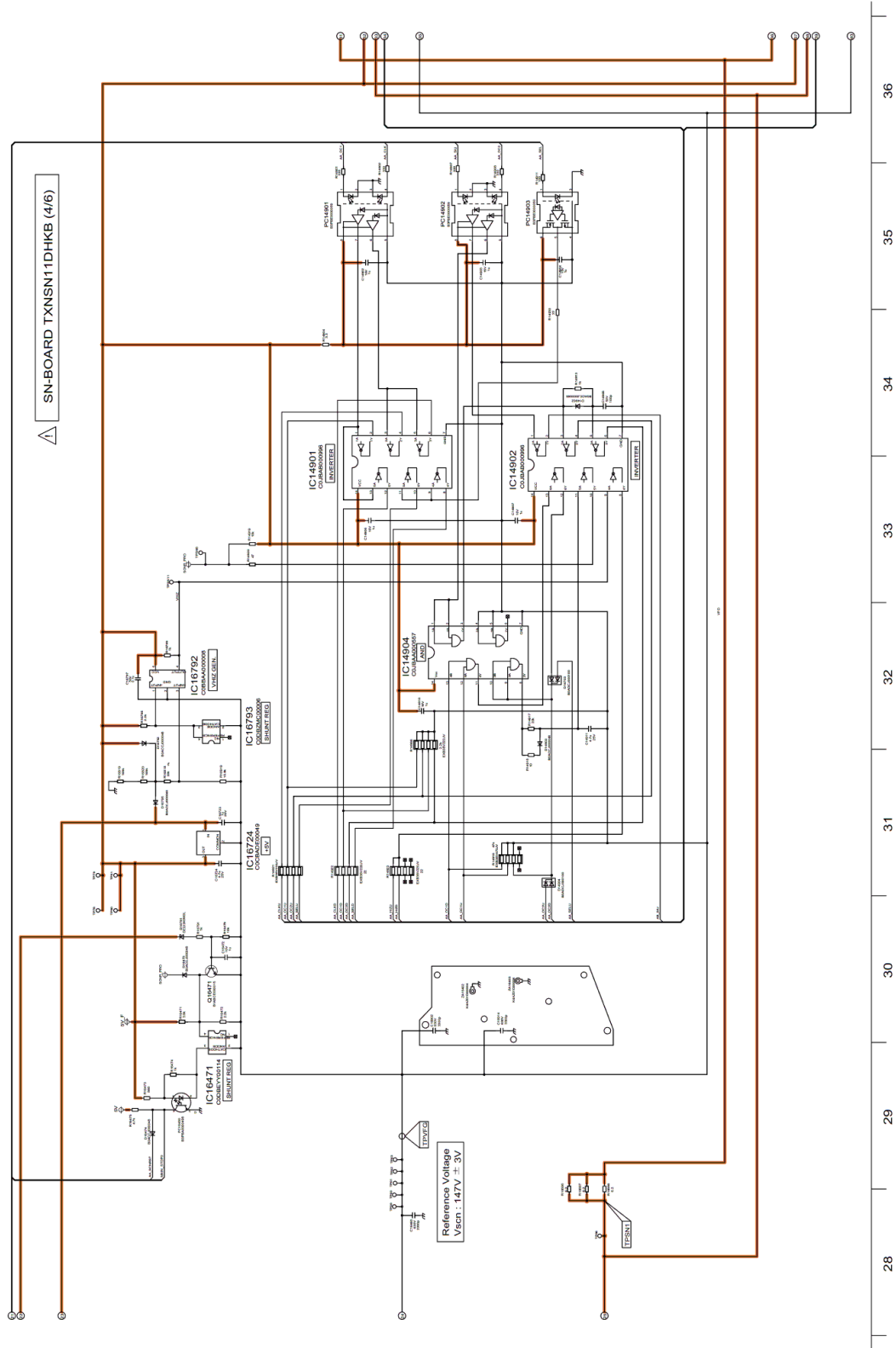


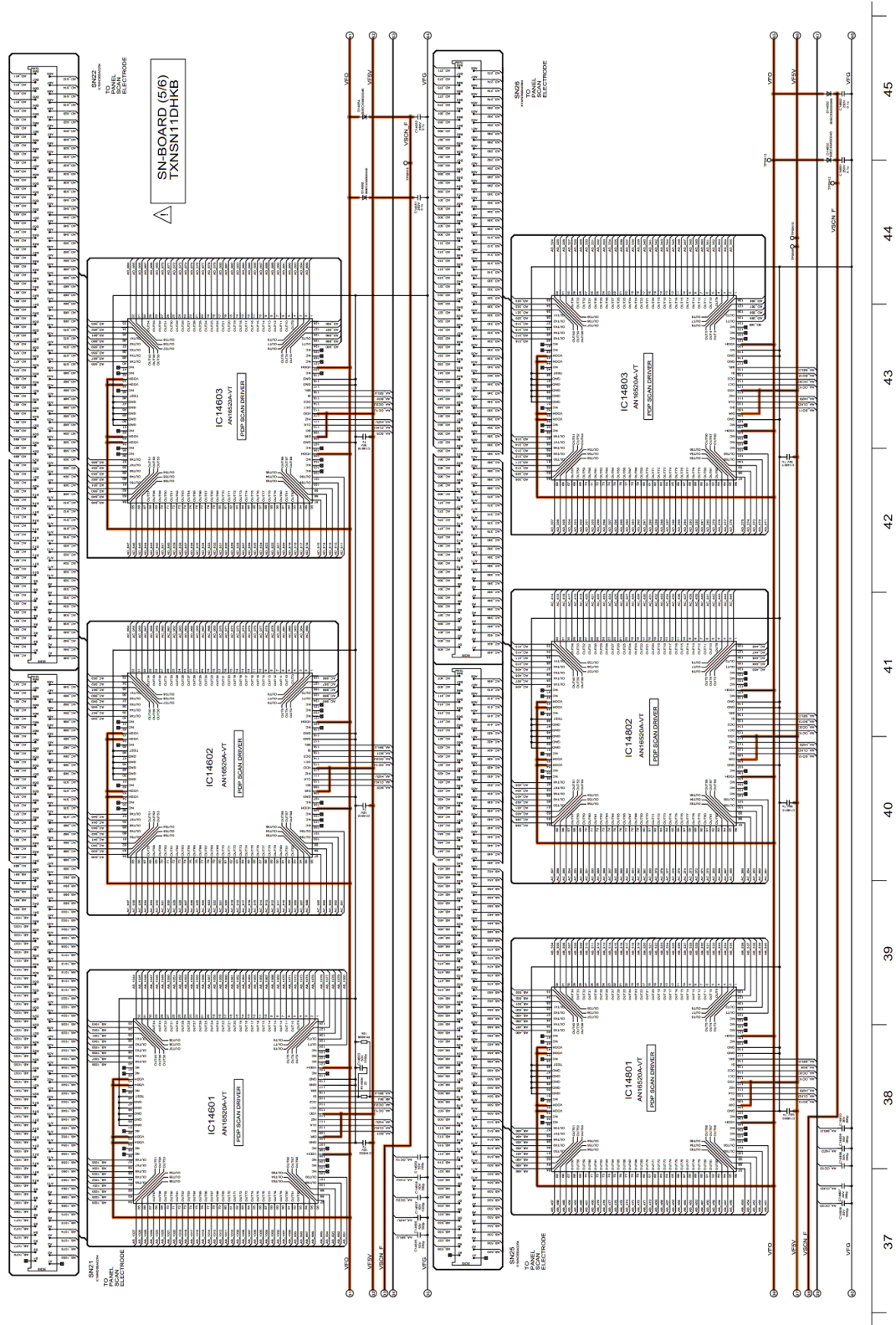


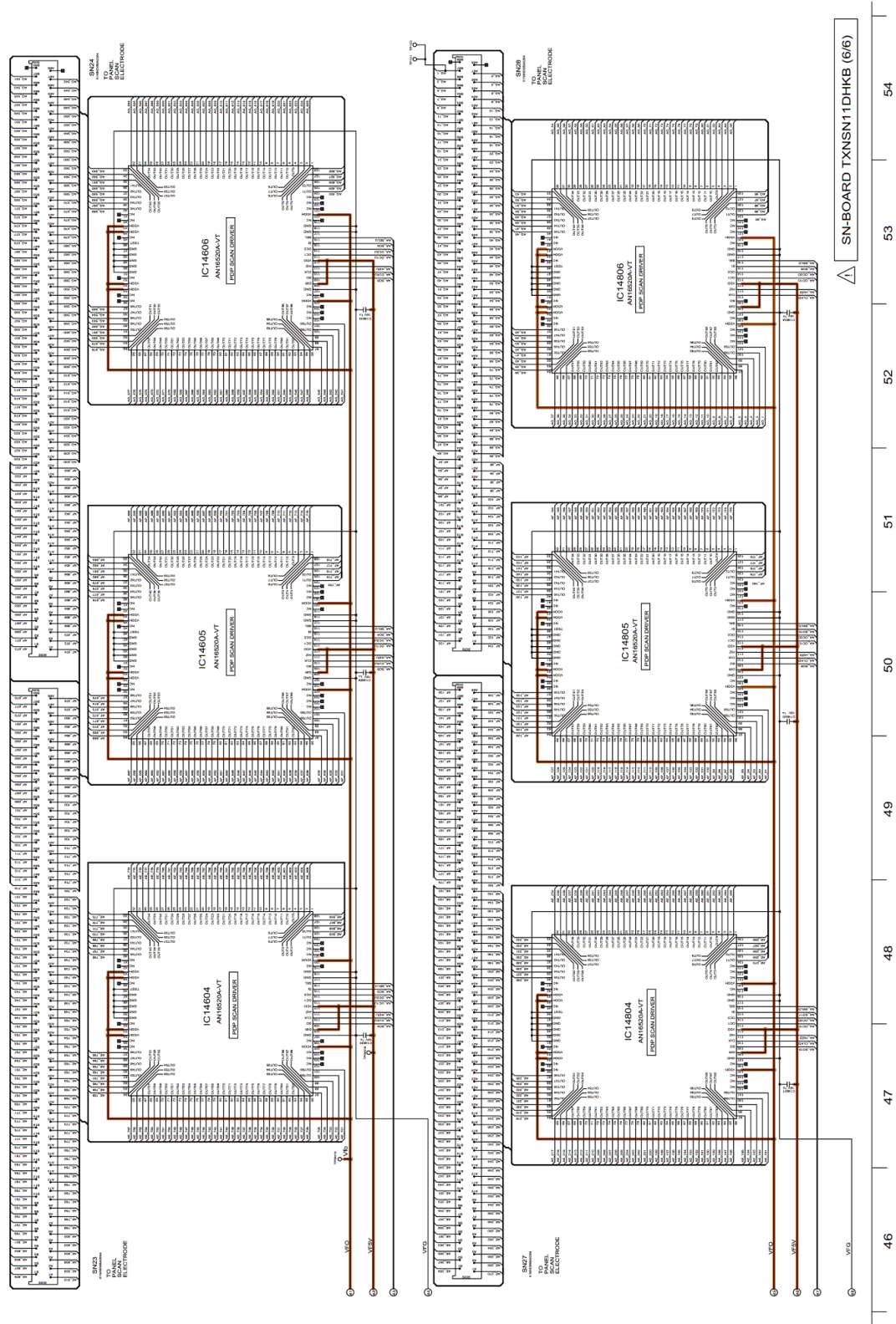




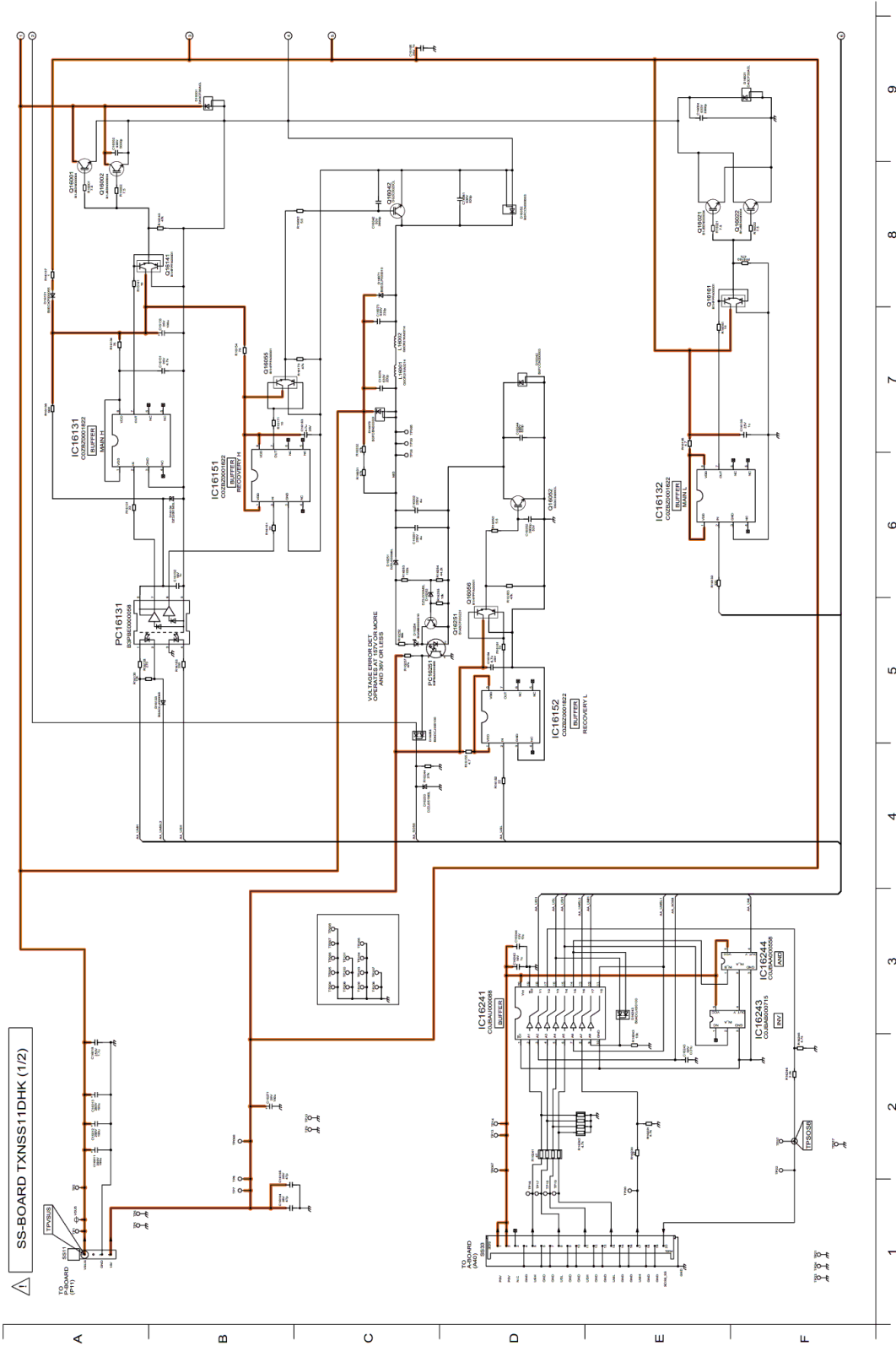




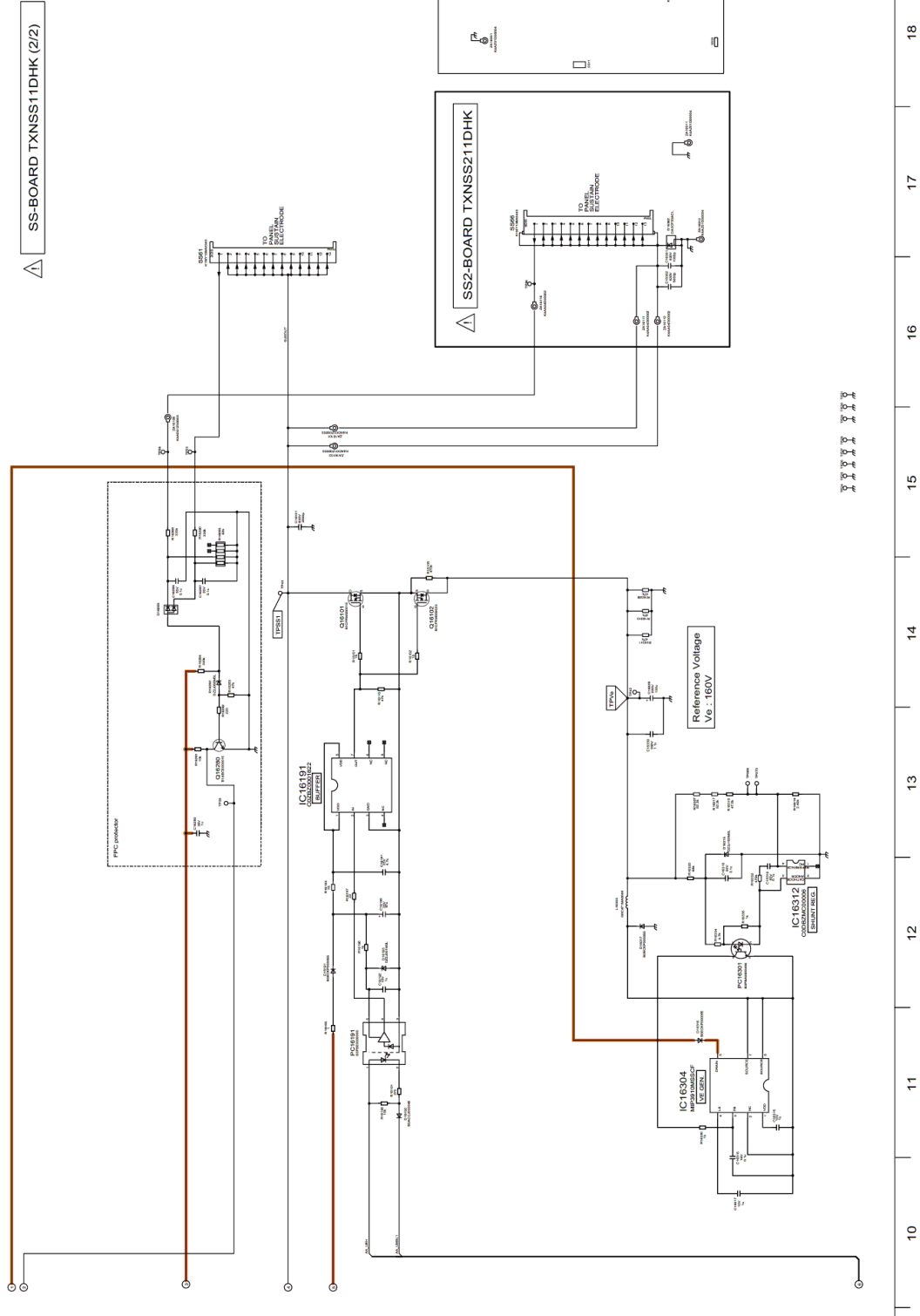


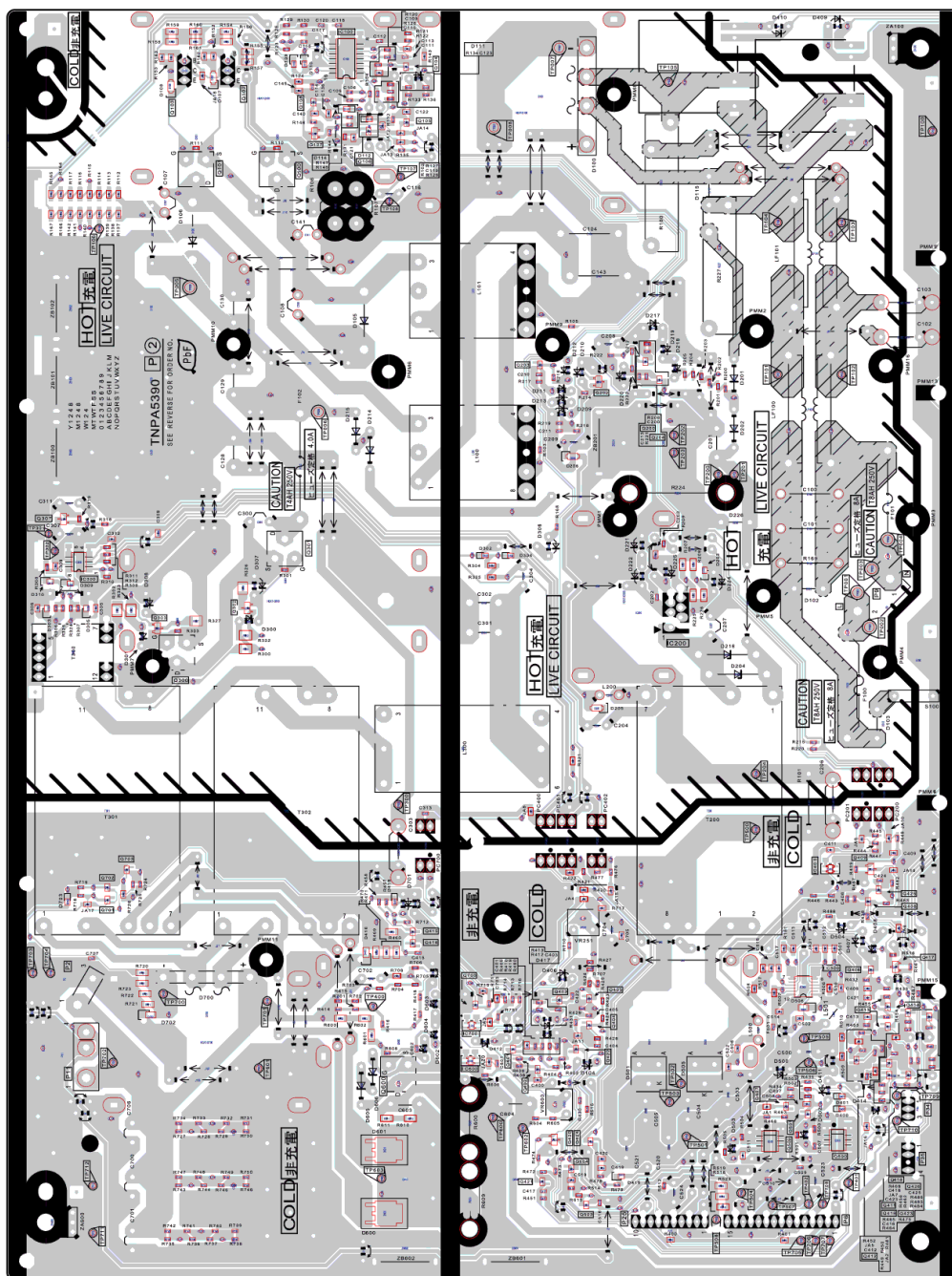


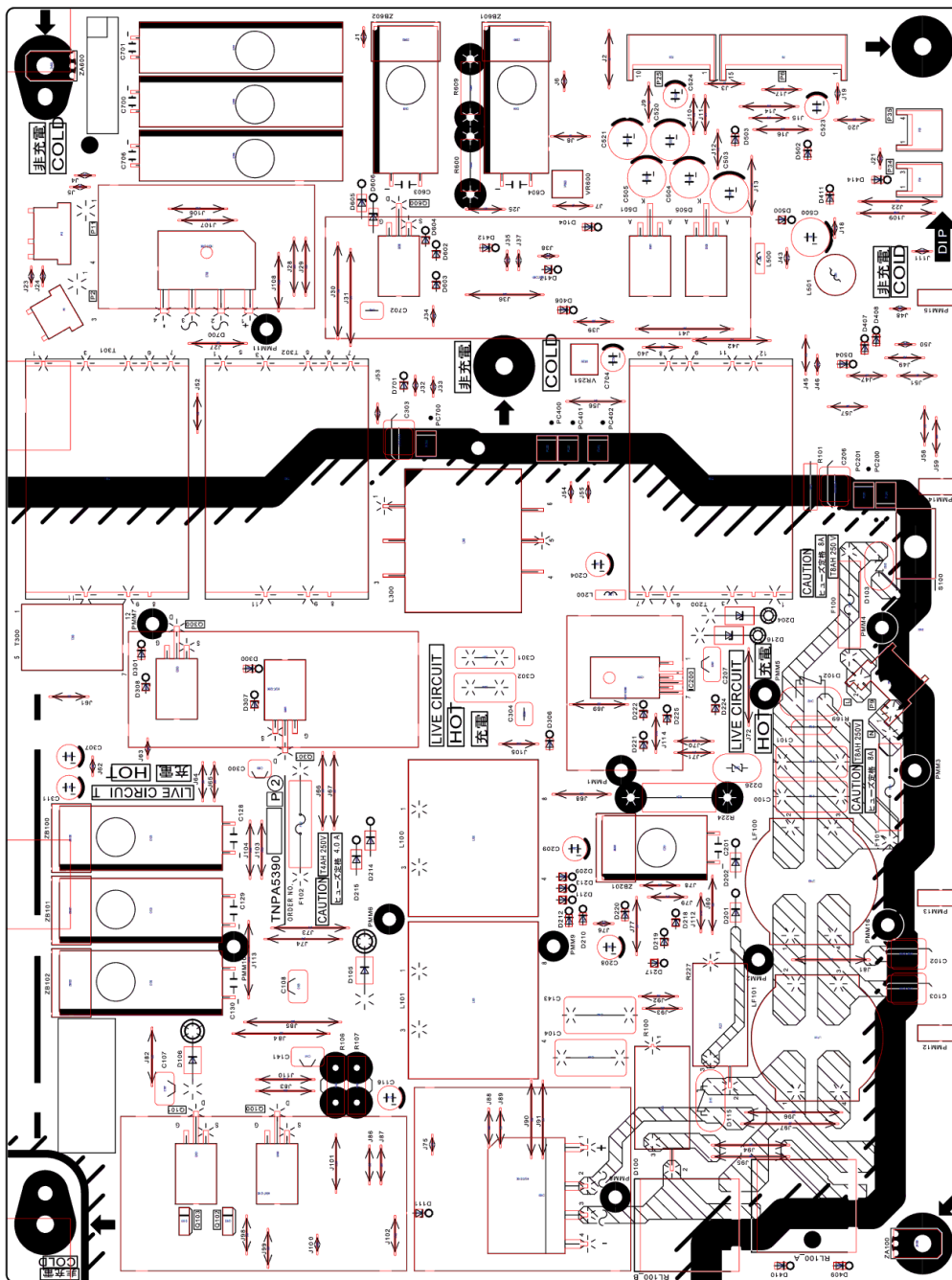
Model No. : TX-P42ST30E/J, PF/PR42ST30 SS-Board (1/2)

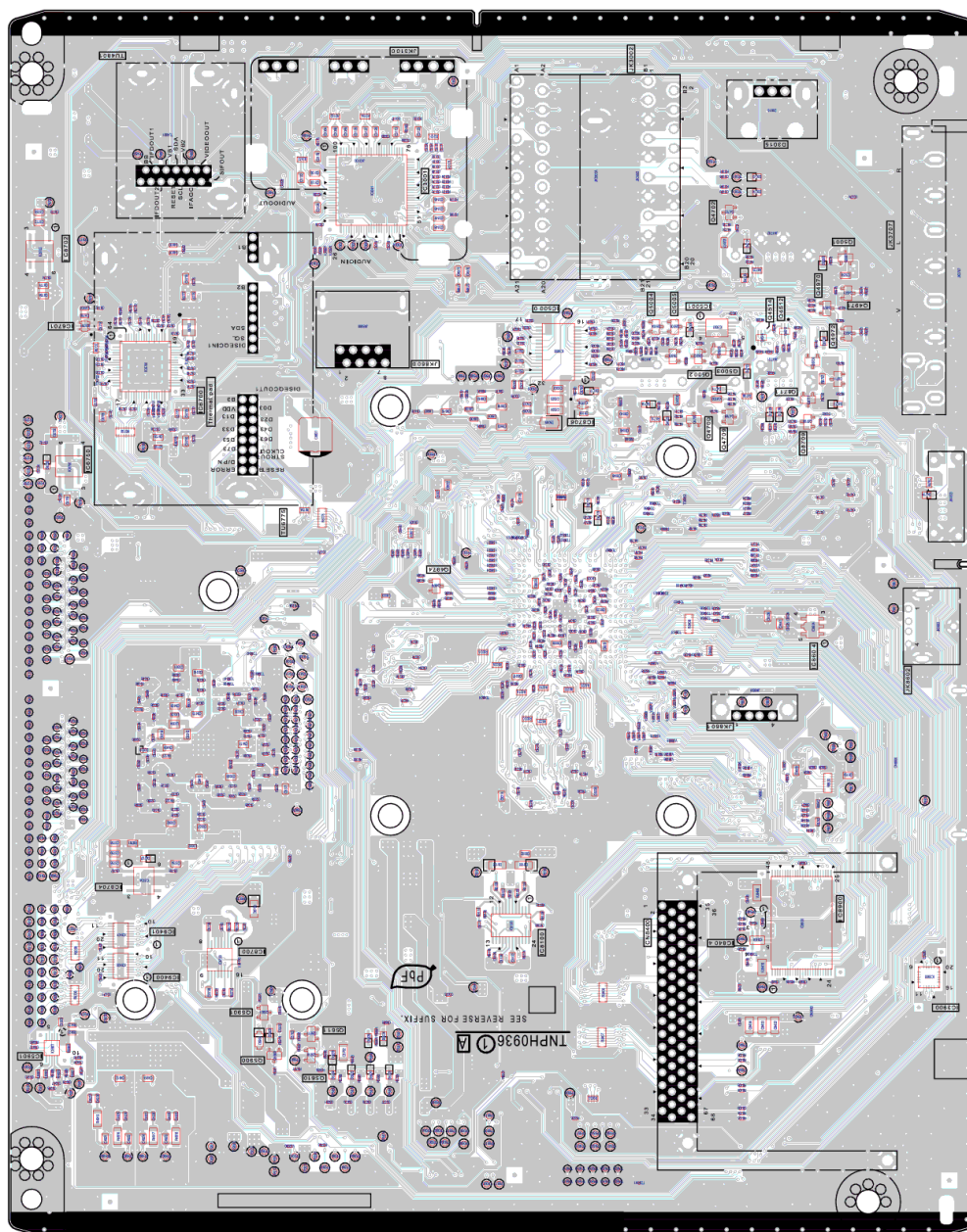


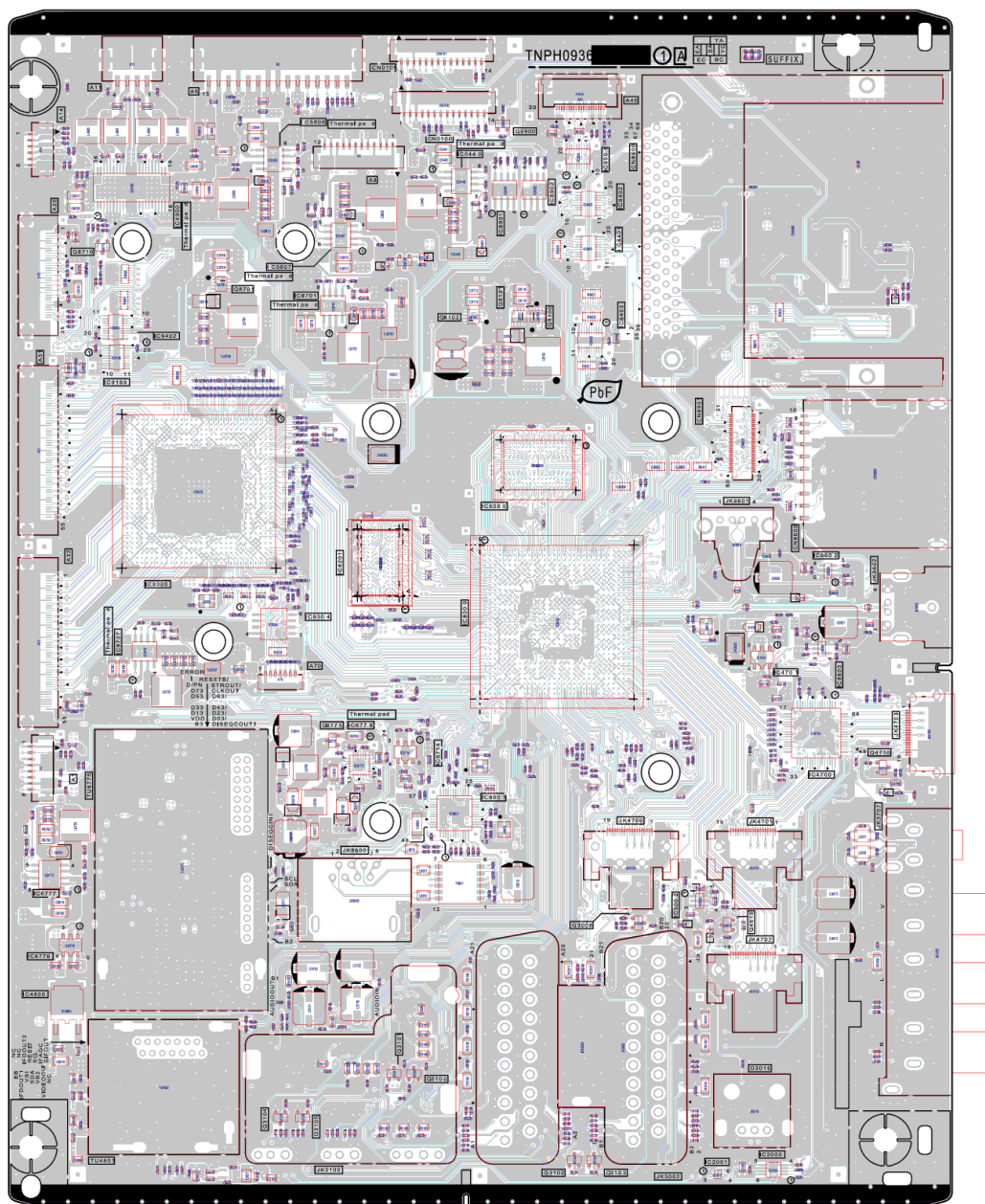
Model No. : TX-P42ST30E/J, PF/PR42ST30 SS-Board (2/2) and SS2-Board

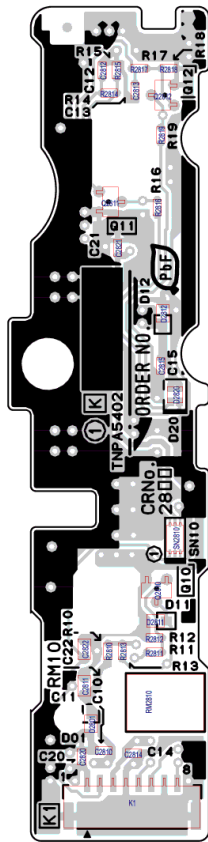

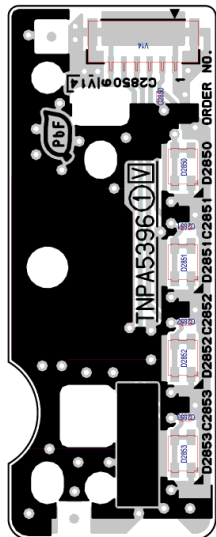
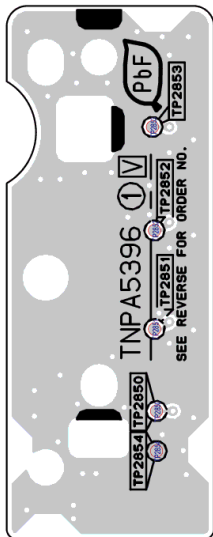
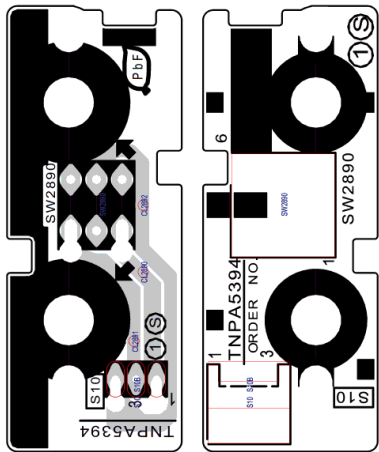





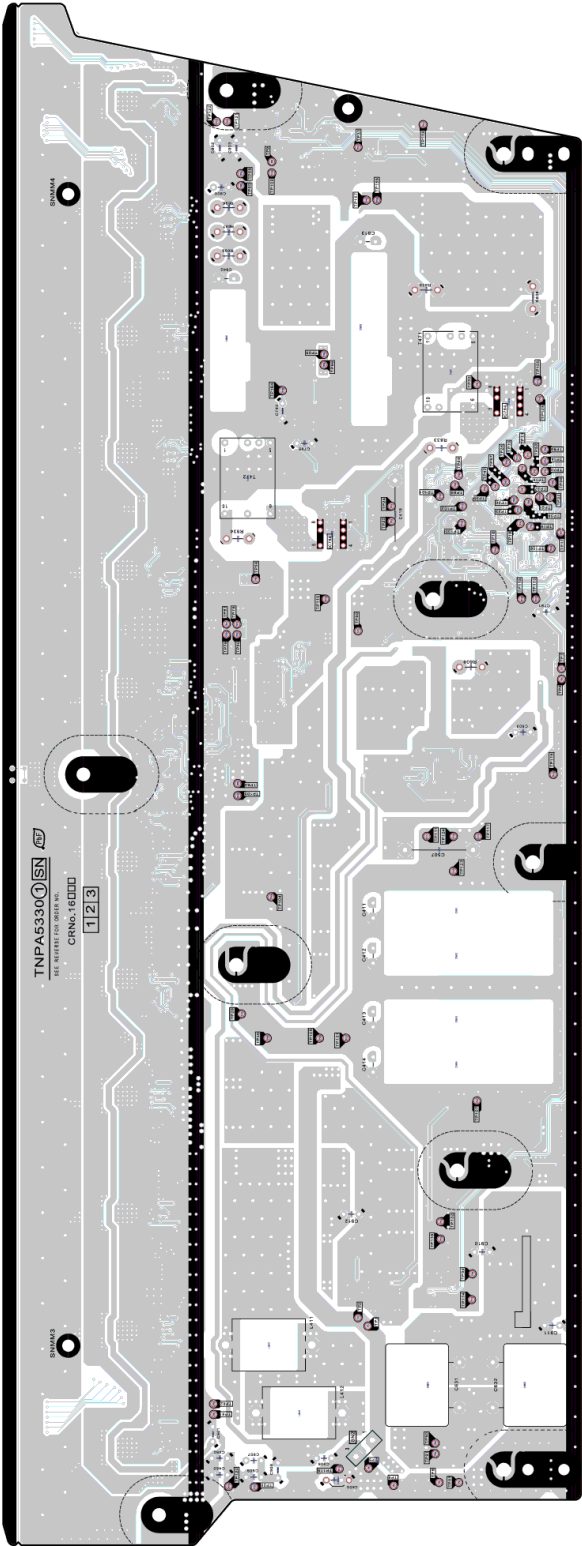


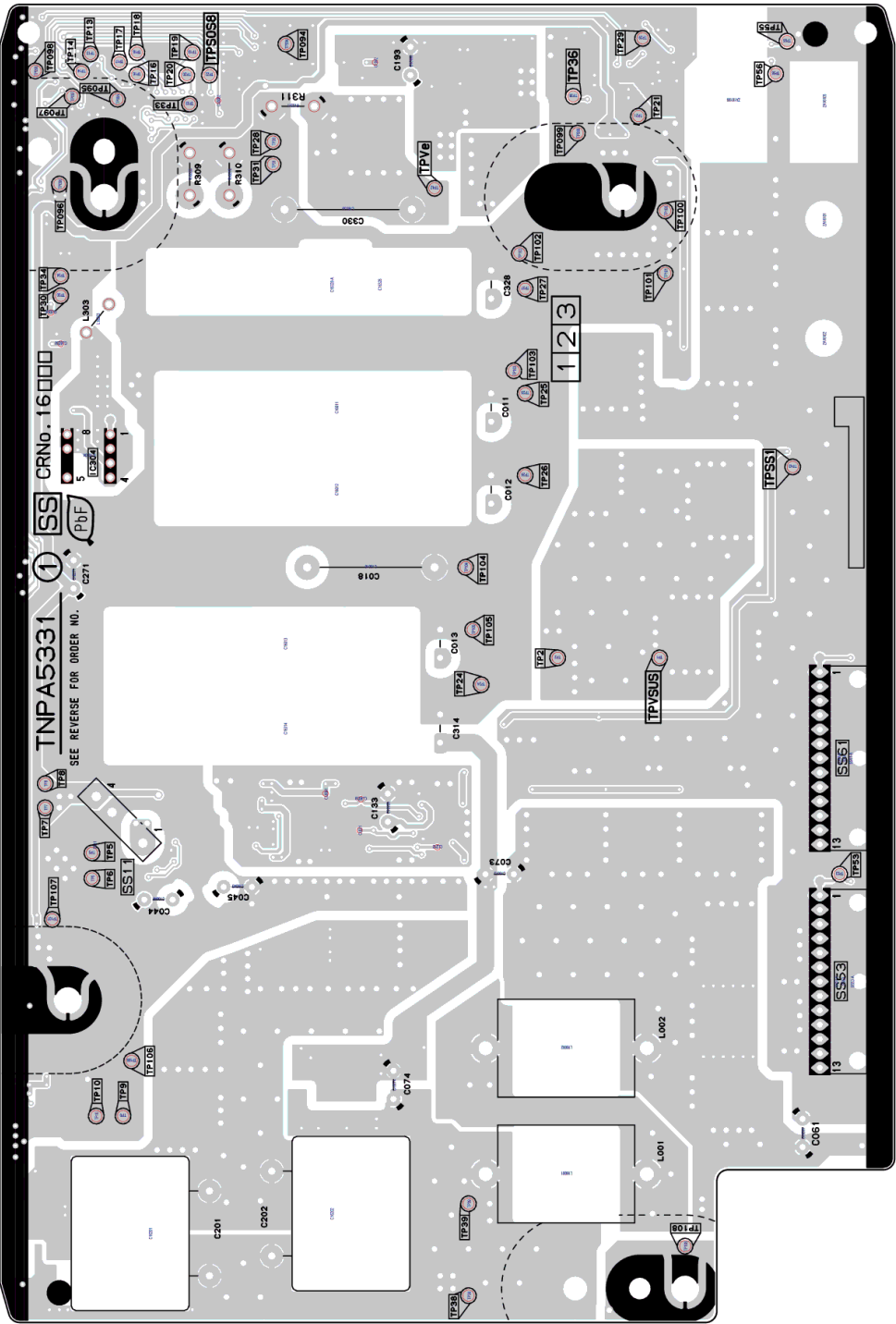


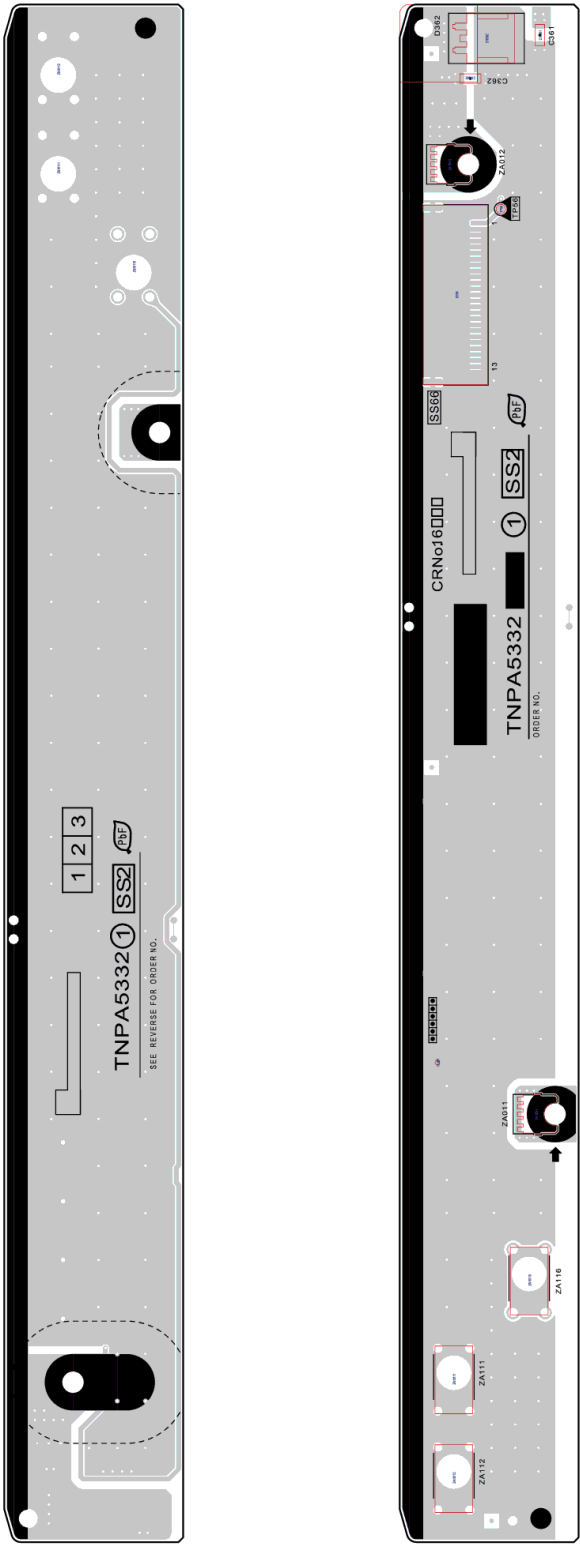







































Model No. : TX-P42ST30E/J, PF/PR42ST30 Parts List

Safety	Ref. No.	Part No.	Part Name & Description	Q'ty	Remarks
	PCB	A-P42ST30E	CIRCUIT BOARD A	1	(RTL) PAVCCZ P42ST30E
	PCB	A-P42ST30J	CIRCUIT BOARD A	1	(RTL) PAVCCZ P42ST30J
	PCB	A-PF42ST30	CIRCUIT BOARD A	1	(RTL) PAVCCZ PF42ST30
	PCB	A-PR42ST30	CIRCUIT BOARD A	1	(RTL) PAVCCZ PR42ST30
	PCB	TXN/P1QKUE	CIRCUIT BOARD P	1	(RTL) PAVCCZ
	PCB	TXN/K1RLUE	CIRCUIT BOARD K	1	(RTL) PAVCCZ
	PCB	TXN/S1QNUE	CIRCUIT BOARD S	1	(RTL) PAVCCZ
	PCB	TXN/V1QNUE	CIRCUIT BOARD V	1	(RTL) PAVCCZ
	PCB	TNPA5314	CIRCUIT BOARD C1	1	(RTL)
	PCB	TXNC211DHK	CIRCUIT BOARD C2	1	(RTL) PAVCCZ
	PCB	TXNSN11DHKB	CIRCUIT BOARD SN	1	(RTL) PAVCCZ
	PCB	TXNSS11DHK	CIRCUIT BOARD SS	1	(RTL) PAVCCZ
	PCB	TXNSS211DHK	CIRCUIT BOARD SS2	1	(RTL) PAVCCZ
	A1	K1KY08AA0719	8P CONNECTOR	1	
	A6	K1KY15B00006	15P CONNECTOR	1	PAVCCZ
	A8	K1KY12AA0719	12P CONNECTOR	1	
	A11	K1KY04B00013	4P CONNECTOR	1	PAVCCZ
	A14	K1KY06AA0719	6P CONNECTOR	1	
	A20	K1MY35BA0345	35P CONNECTOR	1	
	A31	K1MY55BA0345	55P CONNECTOR	1	
	A32	K1MY55BA0345	55P CONNECTOR	1	
	A40	K1MY20BA0345	20P CONNECTOR	1	
	C100	F0CAF334A105	C 0.33UF, 250V	1	PAVCCZ
	C101	F0CAF334A105	C 0.33UF, 250V	1	PAVCCZ
	C102	F1BAF221A088	C 220PF, 250V	1	PAVCCZ
	C103	F1BAF221A088	C 220PF, 250V	1	PAVCCZ
	C104	ECWF2W105KAC	C 1UF, 450V	1	PAVCCZ
	C109	ECJ1VB1H102K	C 1000 pF 50 V	1	
	C110	FLJ1E105A231	C 1 UF 25V	1	
	C111	F1H1H681A971	C 680PF, 50V	1	
	C112	F1H1H104A903	C 0.1UF, 50V	1	
	C113	FLJ1E105A231	C 1 UF 25V	1	
	C114	ECJ1VB1H103K	C 0.01UF, 50V	1	
	C115	ECJ1VB1H102K	C 1000 pF 50 V	1	
	C117	ECJ1VB1H102K	C 1000 pF 50 V	1	
	C118	ECJ1VB1H103K	C 0.01UF, 50V	1	
	C119	ECJ1VB1H103K	C 0.01UF, 50V	1	
	C120	ECJ1VB1H102K	C 1000 pF 50 V	1	
	C121	FLJ1E105A231	C 1 UF 25V	1	
	C122	FLJ1E105A231	C 1 UF 25V	1	
	C123	ECJ1VB1H103K	C 0.01UF, 50V	1	
	C128	F2A2W8200009	E 82UF 450V	1	PAVCCZ
	C129	F2A2W8200009	E 82UF 450V	1	PAVCCZ
	C130	F2A2W8200009	E 82UF 450V	1	PAVCCZ
	C136	FLJ1E105A231	C 1 UF 25V	1	
	C145	FLJ1E105A231	C 1 UF 25V	1	
	C200	ECJ1VB1H103K	C 0.01UF, 50V	1	
	C201	F2A2W3300021	E 33UF 450V	1	PAVCCZ
	C202	F1H1H104A903	C 0.1UF, 50V	1	
	C203	FLJ1H222A721	C 2200pF, 50V	1	
	C204	F2A1V470A092	C 47UF 35V	1	
	C206	F1BAF221A088	C 220PF, 250V	1	PAVCCZ
	C208	F2A1V470A092	C 47UF 35V	1	
	C209	F2A1V470A092	C 47UF 35V	1	
	C210	ECJ1VB1H103K	C 0.01UF, 50V	1	
	C211	ECJ1VB1H103K	C 0.01UF, 50V	1	
	C212	ECJ1VB1H103K	C 0.01UF, 50V	1	
	C213	ECJ1VB1H102K	C 1000 pF 50 V	1	
	C300	ECKD3A101KBP	C 100PF, 1KV	1	
	C301	ECWH8103RHA	C 0.01UF, Z, 800V	1	PAVCCZ

Model No. : TX-P42ST30E/J, PF/PR42ST30 Parts List

Safety	Ref. No.	Part No.	Part Name & Description	Q'ty	Remarks
	C302	ECWH8223RHA	C 0.022UF, Z, 800V	1	PAVCCZ
	C303	FlBAF101A088	C 100PF, 250V	1	PAVCCZ
	C304	ECKD3A221KBP	C 220PF, K, 1KV	1	
	C307	F2A1V470A092	C 47UF 35V	1	
	C308	FlJ1H102A721	C 1000pF, 50V	1	
	C309	FlJ1H104A717	C 0.1UF, 50V	1	
	C311	F2A1V470A092	C 47UF 35V	1	
	C312	FlJ1E105A231	C 1 UF 25V	1	
	C313	ECJ1VB1H103K	C 0.01UF, 50V	1	
	C400	FlJ1E105A231	C 1 UF 25V	1	
	C401	FlJ1E105A231	C 1 UF 25V	1	
	C403	ECJ1VB1H103K	C 0.01UF, 50V	1	
	C404	ECJ1VB1H103K	C 0.01UF, 50V	1	
	C405	ECJ1VB1H103K	C 0.01UF, 50V	1	
	C406	FlJ1E105A231	C 1 UF 25V	1	
	C407	FlH1H104A903	C 0.1UF, 50V	1	
	C408	ECJ1VB1H103K	C 0.01UF, 50V	1	
	C409	FlJ1H104A717	C 0.1UF, 50V	1	
	C411	FlJ1E105A231	C 1 UF 25V	1	
	C412	FlH1H1010005	C 100PF, 50V	1	
	C413	FlJ1A106A043	C 10UF, 10V	1	
	C415	ECJ1VB1H102K	C 1000 pF 50 V	1	
	C416	ECJ1VB1H103K	C 0.01UF, 50V	1	
	C417	FlH1E1050008	C 1U 25V	1	PAVCCZ
	C418	ECJ1VB1H103K	C 0.01UF, 50V	1	
	C419	FlJ1E105A231	C 1 UF 25V	1	
	C420	FlJ1E105A231	C 1 UF 25V	1	
	C421	FlJ1E105A231	C 1 UF 25V	1	
	C422	FlH1H104A903	C 0.1UF, 50V	1	
	C423	FlH1H104A903	C 0.1UF, 50V	1	
	C424	ECJ1VB1H102K	C 1000 pF 50 V	1	
	C425	FlH1H104A903	C 0.1UF, 50V	1	
	C500	F2A1E471B730	E 470UF, 25V	1	PAVCCZ
	C501	FlJ1H222A721	C 2200pF, 50V	1	
	C502	FlJ1E105A231	C 1 UF 25V	1	
	C503	F2A1E471B730	E 470UF, 25V	1	PAVCCZ
	C504	F2A1E471B730	E 470UF, 25V	1	PAVCCZ
	C505	F2A1E471B730	E 470UF, 25V	1	PAVCCZ
	C506	FlJ2E1020002	C 1000PF, 250V	1	PAVCCZ
	C507	FlH1H104A903	C 0.1UF, 50V	1	
	C508	FlJ1C2250009	C 2.2 UF 16V	1	PAVCCZ
	C509	FlH1H104A903	C 0.1UF, 50V	1	
	C510	FlH1H104A903	C 0.1UF, 50V	1	
	C511	FlJ1E3340003	C 0.33UF, 25V	1	
	C512	FlJ1H223A623	C 0.022UF, 50V	1	PAVCCZ
	C513	FlJ1H472A702	C 4700PF, 50V	1	PAVCCZ
	C514	FlJ1E105A231	C 1 UF 25V	1	
	C515	FlJ1H102A721	C 1000pF, 50V	1	
	C516	FlJ1H102A721	C 1000pF, 50V	1	
	C517	FlJ1E105A231	C 1 UF 25V	1	
	C518	FlH1H104A903	C 0.1UF, 50V	1	
	C519	FlJ1E105A231	C 1 UF 25V	1	
	C522	FlJ2E1020002	C 1000PF, 250V	1	PAVCCZ
	C523	F2A1V470A092	C 47UF 35V	1	
	C524	F2A1V470A092	C 47UF 35V	1	
	C601	FlH1H3910006	C 390PF, 50V	1	PAVCCZ
	C602	FlH1H104A903	C 0.1UF, 50V	1	
	C603	F2AZZ8210003	E 820UF,	1	PAVCCZ
	C604	F2A1J152A574	E 1500UF, 63V	1	PAVCCZ
	C700	F2A2E191A265	E 190UF, 250V	1	PAVCCZ
	C701	F2A2E191A265	E 190UF, 250V	1	PAVCCZ
	C703	FlJ1E3340003	C 0.33UF, 25V	1	

Model No. : TX-P42ST30E/J, PF/PR42ST30 Parts List

Safety	Ref. No.	Part No.	Part Name & Description	Q'ty	Remarks
	C704	F2A1V470A092	C 47UF 35V	1	
	C705	FLJ1E105A231	C 1 UF 25V	1	
⚠	C706	F2A2E191A265	E 190UF, 250V	1	PAVCCZ
	C707	ECJ1VB1H102K	C 1000 pF 50 V	1	
	C0900	FLG1H101A565	C 100PF 50V	1	
	C0901	FLG1H101A565	C 100PF 50V	1	
	C2000	FLG1E1030005	C 0.01UF 25V	1	
	C2003	FLJ1A106A087	C 10UF, 10V	1	
	C2004	FLJ1E105A231	C 1 UF 25V	1	
	C2010	FLG1C104A077	C 0.1UF 16V	1	
	C2014	FLG1C104A077	C 0.1UF 16V	1	
	C2017	FLG1C104A077	C 0.1UF 16V	1	
	C2026	FLG1H1020008	C 1000PF 50V	1	
	C2752	FLG1E1030005	C 0.01UF 25V	1	
	C2810	ECJ1VB1H103K	C 0.01UF, 50V	1	
	C2811	FLJ1A106A087	C 10UF, 10V	1	
	C2815	ECJ1VB1H103K	C 0.01UF, 50V	1	
	C2821	ECJ1XB1C104K	C 0.1UF, Z, 16V	1	
	C2850	FLG1A473A032	C0.047UF, 10V	1	
	C2851	FLG1A473A032	C0.047UF, 10V	1	
	C2852	FLG1A473A032	C0.047UF, 10V	1	
	C2853	FLG1A473A032	C0.047UF, 10V	1	
	C3001	FLG1A105A047	C 1UF 10V	1	
	C3002	FLG1A105A047	C 1UF 10V	1	
	C3003	FLG1C104A077	C 0.1UF 16V	1	
	C3004	FLG1C104A077	C 0.1UF 16V	1	
	C3005	FLG1A105A047	C 1UF 10V	1	
	C3006	FLG1A105A047	C 1UF 10V	1	
	C3011	FLJ1A106A043	C 10UF, 10V	1	
	C3016	FLG1C104A077	C 0.1UF 16V	1	
	C3018	FLG1C104A077	C 0.1UF 16V	1	
	C3019	FLG1C104A077	C 0.1UF 16V	1	
	C3020	FLJ1A106A043	C 10UF, 10V	1	
	C3084	FLJ1A106A043	C 10UF, 10V	1	
	C3085	FLJ1A106A043	C 10UF, 10V	1	
	C3086	FLJ1A106A043	C 10UF, 10V	1	
	C3105	FLG1H5610004	C 560 pF 50 V	1	PAVCCZ
	C3106	FLG1H5610004	C 560 pF 50 V	1	PAVCCZ
	C3108	FLG1E333A091	C 0.033UF 25V	1	
	C3109	FLG1E333A091	C 0.033UF 25V	1	
	C3111	FLG1A105A047	C 1UF 10V	1	
	C3112	FLG1A105A047	C 1UF 10V	1	
	C3113	FLJ1A106A043	C 10UF, 10V	1	
	C3120	F2H1A101A040	C 100UF, 10V	1	PAVCCZ
	C3121	F2H1A101A040	C 100UF, 10V	1	PAVCCZ
	C3124	FLJ1A106A087	C 10UF, 10V	1	
	C3130	FLJ1A106A087	C 10UF, 10V	1	
	C3131	FLJ1A106A087	C 10UF, 10V	1	
	C3132	FLJ1A106A087	C 10UF, 10V	1	
	C3135	FLG1H5610004	C 560 pF 50 V	1	PAVCCZ
	C3136	FLG1H5610004	C 560 pF 50 V	1	PAVCCZ
	C3139	FLG1H5610004	C 560 pF 50 V	1	PAVCCZ
	C3140	FLG1H5610004	C 560 pF 50 V	1	PAVCCZ
	C3145	FLJ1A106A087	C 10UF, 10V	1	
	C3146	FLJ1A106A087	C 10UF, 10V	1	
	C3147	FLJ1A106A087	C 10UF, 10V	1	
	C3148	FLJ1A106A087	C 10UF, 10V	1	
	C3151	FLG1A105A047	C 1UF 10V	1	
	C3152	FLG1A105A047	C 1UF 10V	1	
	C3153	FLG1H5610004	C 560 pF 50 V	1	PAVCCZ
	C3154	FLG1H5610004	C 560 pF 50 V	1	PAVCCZ
	C3155	FLG1H5610004	C 560 pF 50 V	1	PAVCCZ

Model No. : TX-P42ST30E/J, PF/PR42ST30 Parts List

Safety	Ref. No.	Part No.	Part Name & Description	Q'ty	Remarks
	C3156	FlG1H5610004	C 560 pF 50 V	1	PAVCCZ
	C3157	FlG1A105A047	C 1UF 10V	1	
	C3158	FlG1A105A047	C 1UF 10V	1	
	C3159	FlJ1A106A043	C 10UF, 10V	1	
	C3160	FlJ1A106A043	C 10UF, 10V	1	
	C3161	FlJ1A106A043	C 10UF, 10V	1	
	C3162	FlJ1A106A043	C 10UF, 10V	1	
	C3163	FlJ1A106A043	C 10UF, 10V	1	
	C3172	FlG1A105A047	C 1UF 10V	1	
	C3173	FlG1A105A047	C 1UF 10V	1	
	C3174	FlG1A105A047	C 1UF 10V	1	
	C3175	FlG1A105A047	C 1UF 10V	1	
	C3178	FlJ1A106A043	C 10UF, 10V	1	
	C3179	FlJ1A106A043	C 10UF, 10V	1	
	C4546	FlG1A105A047	C 1UF 10V	1	
	C4548	FlG1A105A047	C 1UF 10V	1	
	C4713	FlG1C104A077	C 0.1UF 16V	1	
	C4716	FlG1C104A077	C 0.1UF 16V	1	
	C4717	FlJ1A106A087	C 10UF, 10V	1	
	C4718	FlJ1A475A087	C 4.7UF, 10V	1	
	C4719	FlG1C104A077	C 0.1UF 16V	1	
	C4721	FlG1C104A077	C 0.1UF 16V	1	
	C4722	FlG1C104A077	C 0.1UF 16V	1	
	C4723	FlG1C104A077	C 0.1UF 16V	1	
	C4727	FlJ1A106A087	C 10UF, 10V	1	
	C4800	FlG1A105A047	C 1UF 10V	1	
	C4801	FlG1A105A047	C 1UF 10V	1	
	C4802	FlG1H220A565	C 22PF, 50V	1	
	C4803	FlG1C104A077	C 0.1UF 16V	1	
	C4804	FlG1C104A077	C 0.1UF 16V	1	
	C4805	FlG1C104A077	C 0.1UF 16V	1	
	C4807	FlJ1A106A043	C 10UF, 10V	1	
	C4808	FlG1C104A077	C 0.1UF 16V	1	
	C4811	FlJ1A106A043	C 10UF, 10V	1	
	C4812	FlG1H1020008	C 1000PF 50V	1	
	C4816	FlG1H1020008	C 1000PF 50V	1	
	C4817	FlG1H330A565	C 33PF, 50V	1	
	C4818	FlG1H330A565	C 33PF, 50V	1	
	C4820	FlJ1E105A231	C 1 UF 25V	1	
	C4821	ECJ1VB1A105K	C 1UF, 10V	1	
	C4823	FlG1H1020008	C 1000PF 50V	1	
	C4825	FlG1H150A565	C 15PF, 50V	1	
	C4826	FlG1H150A565	C 15PF, 50V	1	
	C4830	FlG1H101A565	C 100PF 50V	1	
	C4831	FlG1H101A565	C 100PF 50V	1	
	C4899	FlJ1A106A043	C 10UF, 10V	1	
	C4908	FlG1H1020008	C 1000PF 50V	1	
	C4909	FlJ1E105A231	C 1 UF 25V	1	
	C4910	FlK1E106A136	C 10UF, 25V	1	
	C4911	FlH1H104A970	C 0.1UF, , 50V	1	
	C4912	FlJ1E105A231	C 1 UF 25V	1	
	C4913	FlH1H104A970	C 0.1UF, , 50V	1	
	C4914	FlJ1E105A231	C 1 UF 25V	1	
	C4915	FlH1H104A970	C 0.1UF, , 50V	1	
	C4916	FlK1E106A136	C 10UF, 25V	1	
	C4917	FlH1H104A970	C 0.1UF, , 50V	1	
	C4918	FlJ1E105A231	C 1 UF 25V	1	
	C4919	FlG1H1020008	C 1000PF 50V	1	
	C4921	FlJ1E4740001	C 0.47UF, 25V	1	PAVCCZ
	C4922	FlJ1E4740001	C 0.47UF, 25V	1	PAVCCZ
	C4924	FlJ1E4740001	C 0.47UF, 25V	1	PAVCCZ
	C4925	FlJ1E4740001	C 0.47UF, 25V	1	PAVCCZ

Model No. : TX-P42ST30E/J, PF/PR42ST30 Parts List

Safety	Ref. No.	Part No.	Part Name & Description	Q'ty	Remarks
	C4934	FlG1H1020008	C 1000PF 50V	1	
	C4935	FlG1H1020008	C 1000PF 50V	1	
	C4936	FlG1H1020008	C 1000PF 50V	1	
	C4937	FlG1H1020008	C 1000PF 50V	1	
	C4938	FlK1E106A136	C 10UF, 25V	1	
	C4939	FlK1E106A136	C 10UF, 25V	1	
	C4970	FlJ1A106A087	C 10UF, 10V	1	
	C4971	FlJ1A106A087	C 10UF, 10V	1	
	C4972	F2H1A101A040	C 100UF, 10V	1	PAVCCZ
	C4973	F2H1A101A040	C 100UF, 10V	1	PAVCCZ
	C5000	FlG1E1030005	C 0.01UF 25V	1	
	C5002	FlJ1E105A231	C 1 UF 25V	1	
	C5003	FlH1C105A145	C 1 uF 16 V	1	
	C5012	EEEB1C101UP	C 100PF, J, 16V	1	
	C5013	ECJ1VB1A105K	C 1UF, 10V	1	
	C5014	ECJ1VB1A105K	C 1UF, 10V	1	
	C5015	ECJ1VB1A105K	C 1UF, 10V	1	
	C5016	ECJ1VB1A105K	C 1UF, 10V	1	
	C5017	ECJ1VB1A105K	C 1UF, 10V	1	
	C5018	FlG1C104A077	C 0.1UF 16V	1	
	C5020	FlG1E1030005	C 0.01UF 25V	1	
	C5023	FlK1E106A136	C 10UF, 25V	1	
	C5031	ECJ1VB1A105K	C 1UF, 10V	1	
	C5032	ECJ1VB1A105K	C 1UF, 10V	1	
	C5440	FlK1E106A136	C 10UF, 25V	1	
	C5442	FlG1C223A081	C 0.022UF, 16V	1	
	C5443	FlJ1A106A043	C 10UF, 10V	1	
	C5444	FlJ1A106A043	C 10UF, 10V	1	
	C5447	FlG1A333A032	C0.033UF, 10V	1	
	C5448	FlG1H5610004	C 560 pF 50 V	1	PAVCCZ
	C5668	FlG1C223A081	C 0.022UF, 16V	1	
	C5669	FlJ1A106A043	C 10UF, 10V	1	
	C5670	FlJ1A106A043	C 10UF, 10V	1	
	C5671	FlJ1A106A043	C 10UF, 10V	1	
	C5672	FlG1A333A032	C0.033UF, 10V	1	
	C5673	FlG1H5610004	C 560 pF 50 V	1	PAVCCZ
	C5676	FlK1E106A136	C 10UF, 25V	1	
	C5762	FlK1A106A021	C 0.010UF, K,6.3V	1	
	C5900	FlJ1A106A043	C 10UF, 10V	1	
	C5901	FlJ1A106A043	C 10UF, 10V	1	
	C5902	FlJ1A106A043	C 10UF, 10V	1	
	C5905	FlG1C223A081	C 0.022UF, 16V	1	
	C5906	FlK1E106A136	C 10UF, 25V	1	
	C5908	FlG1A333A032	C0.033UF, 10V	1	
	C5909	FlG1H1020008	C 1000PF 50V	1	
	C5911	FlJ1A106A043	C 10UF, 10V	1	
	C5912	FlG1E472A086	C 4700pF 25V	1	
	C5913	FlG1A473A032	C0.047UF, 10V	1	
	C5915	FlG1A473A032	C0.047UF, 10V	1	
	C5917	FlG1A473A032	C0.047UF, 10V	1	
	C5919	FlG1A473A032	C0.047UF, 10V	1	
	C6750	FlJ1A475A087	C 4.7UF, 10V	1	
	C6751	FlJ1A106A087	C 10UF, 10V	1	
	C6787	FlJ1A106A087	C 10UF, 10V	1	
	C6788	FlJ1A106A087	C 10UF, 10V	1	
	C8001	FlG1C104A077	C 0.1UF 16V	1	
	C8002	FlJ1A106A087	C 10UF, 10V	1	
	C8003	FlG1C104A077	C 0.1UF 16V	1	
	C8004	FlG1C104A077	C 0.1UF 16V	1	
	C8005	FlG1C104A077	C 0.1UF 16V	1	
	C8006	FlG1C104A077	C 0.1UF 16V	1	
	C8007	FlG1C104A077	C 0.1UF 16V	1	

Model No. : TX-P42ST30E/J, PF/PR42ST30 Parts List

Safety	Ref. No.	Part No.	Part Name & Description	Q'ty	Remarks
	C8008	FlG1C104A077	C 0.1UF 16V	1	
	C8009	FlJ1A106A087	C 10UF, 10V	1	
	C8011	FlG1C104A077	C 0.1UF 16V	1	
	C8013	FlG1C104A077	C 0.1UF 16V	1	
	C8014	FlG1C104A077	C 0.1UF 16V	1	
	C8015	FlG1C104A077	C 0.1UF 16V	1	
	C8016	FlG1C104A077	C 0.1UF 16V	1	
	C8017	FlJ1A106A087	C 10UF, 10V	1	
	C8018	FlG1C104A077	C 0.1UF 16V	1	
	C8019	FlG1C104A077	C 0.1UF 16V	1	
	C8020	FlG1C104A077	C 0.1UF 16V	1	
	C8021	FlG1C104A077	C 0.1UF 16V	1	
	C8022	FlJ1A106A087	C 10UF, 10V	1	
	C8023	FlJ1A106A087	C 10UF, 10V	1	
	C8024	FlJ0G2260001	C 22 UF 4 V	1	
	C8026	FlG1C104A077	C 0.1UF 16V	1	
	C8027	FlG1C104A077	C 0.1UF 16V	1	
	C8028	FlG1C104A077	C 0.1UF 16V	1	
	C8030	FlG1C104A077	C 0.1UF 16V	1	
	C8032	FlG1C104A077	C 0.1UF 16V	1	
	C8036	FlG1C104A077	C 0.1UF 16V	1	
	C8039	FlG1C104A077	C 0.1UF 16V	1	
	C8041	FlG1H1020008	C 1000PF 50V	1	
	C8042	FlG1C104A077	C 0.1UF 16V	1	
	C8043	FlG1C104A077	C 0.1UF 16V	1	
	C8044	FlG1C104A077	C 0.1UF 16V	1	
	C8045	FlG1C104A077	C 0.1UF 16V	1	
	C8047	FlG1C104A077	C 0.1UF 16V	1	
	C8048	FlG1C104A077	C 0.1UF 16V	1	
	C8049	FlJ1A106A087	C 10UF, 10V	1	
	C8050	FlG1C104A077	C 0.1UF 16V	1	
	C8051	FlJ1A106A087	C 10UF, 10V	1	
	C8052	FlG1C104A077	C 0.1UF 16V	1	
	C8053	FlG1C104A077	C 0.1UF 16V	1	
	C8054	FlG1C104A077	C 0.1UF 16V	1	
	C8055	FlG1C104A077	C 0.1UF 16V	1	
	C8056	FlG1C104A077	C 0.1UF 16V	1	
	C8057	FlG1C104A077	C 0.1UF 16V	1	
	C8100	FlG1E682A123	C 6800 pF 25 V	1	
	C8102	FlJ1A475A087	C 4.7UF, 10V	1	
	C8104	FlH1C105A145	C 1 uF 16 V	1	
	C8106	FlG1C223A081	C 0.022UF, 16V	1	
	C8108	FlG1C104A077	C 0.1UF 16V	1	
	C8110	FlG1C104A077	C 0.1UF 16V	1	
	C8112	FlK1E106A136	C 10UF, 25V	1	
	C8114	FlK1E106A136	C 10UF, 25V	1	
	C8116	FlK1E106A136	C 10UF, 25V	1	
	C8118	FlK1E106A136	C 10UF, 25V	1	
	C8120	FlJ0G2260001	C 22 UF 4 V	1	
	C8122	FlJ0G2260001	C 22 UF 4 V	1	
	C8124	FlJ0G2260001	C 22 UF 4 V	1	
	C8126	FlJ0G2260001	C 22 UF 4 V	1	
	C8128	FlJ0G2260001	C 22 UF 4 V	1	
	C8200	FlG1C104A077	C 0.1UF 16V	1	
	C8201	FlG1C104A077	C 0.1UF 16V	1	
	C8202	FlG1C104A077	C 0.1UF 16V	1	
	C8203	FlG1C104A077	C 0.1UF 16V	1	
	C8204	FlG1C104A077	C 0.1UF 16V	1	
	C8205	FlJ1A106A087	C 10UF, 10V	1	
	C8206	FlG1C104A077	C 0.1UF 16V	1	
	C8208	FlG1C104A077	C 0.1UF 16V	1	
	C8210	FlG1C104A077	C 0.1UF 16V	1	







Model No. : TX-P42ST30E/J, PF/PR42ST30 Parts List

Safety	Ref. No.	Part No.	Part Name & Description	Q'ty	Remarks
	C8213	FlG1C104A077	C 0.1UF 16V	1	
	C8214	FlJ1A106A087	C 10UF, 10V	1	
	C8216	FlG1C104A077	C 0.1UF 16V	1	
	C8218	FlG1C104A077	C 0.1UF 16V	1	
	C8219	FlG1C104A077	C 0.1UF 16V	1	
	C8222	FlG1C104A077	C 0.1UF 16V	1	
	C8223	FlG1C104A077	C 0.1UF 16V	1	
	C8224	FlG1C104A077	C 0.1UF 16V	1	
	C8225	FlG1C104A077	C 0.1UF 16V	1	
	C8226	FlG1C104A077	C 0.1UF 16V	1	
	C8227	FlG1C104A077	C 0.1UF 16V	1	
	C8300	FlG1H9R0A732	C 9 PF, 50V	1	
	C8301	FlG1H8R0A564	C 8 PF, 50V	1	
	C8302	FlG1C104A077	C 0.1UF 16V	1	
	C8303	FlG1C104A077	C 0.1UF 16V	1	
	C8304	FlG1C104A077	C 0.1UF 16V	1	
	C8305	FlG1A105A047	C 1UF 10V	1	
	C8306	FlG1A105A047	C 1UF 10V	1	
	C8307	FlG1A105A047	C 1UF 10V	1	
	C8308	FlG1A105A047	C 1UF 10V	1	
	C8309	FlG1A105A047	C 1UF 10V	1	
	C8310	FlG1A105A047	C 1UF 10V	1	
	C8311	FlG1A105A047	C 1UF 10V	1	
	C8401	FlG1C104A077	C 0.1UF 16V	1	
	C8402	FlK0J226A049	C 22UF, 6.3V	1	PAVCCZ
	C8403	FlK0J226A049	C 22UF, 6.3V	1	PAVCCZ
	C8406	FlG1C104A077	C 0.1UF 16V	1	
	C8407	FlG1C104A077	C 0.1UF 16V	1	
	C8411	FlG1C104A077	C 0.1UF 16V	1	
	C8603	FlJ1A106A087	C 10UF, 10V	1	
	C8604	FlG1C104A077	C 0.1UF 16V	1	
	C8605	FlG1C104A077	C 0.1UF 16V	1	
	C8607	FlG1H100A565	C 10PF 50V	1	
	C8608	FlG1H100A565	C 10PF 50V	1	
	C8609	FlG1C104A077	C 0.1UF 16V	1	
	C8611	FlG1C104A077	C 0.1UF 16V	1	
	C8615	FlJ1A106A087	C 10UF, 10V	1	
	C8616	FlJ1A106A087	C 10UF, 10V	1	
	C8617	FlG1C104A077	C 0.1UF 16V	1	
	C8619	FlG1C104A077	C 0.1UF 16V	1	
	C8620	FlG1C104A077	C 0.1UF 16V	1	
	C8627	FlG1C104A077	C 0.1UF 16V	1	
	C8628	FlJ0G2260001	C 22 UF 4 V	1	
	C8629	FlJ0G2260001	C 22 UF 4 V	1	
	C8630	F2H0J2210005	C 220UF, 6.3V	1	
	C8631	F2H0J2210005	C 220UF, 6.3V	1	
	C8632	FlJ1A106A087	C 10UF, 10V	1	
	C8633	FlG1C104A077	C 0.1UF 16V	1	
	C8636	FlJ1A106A043	C 10UF, 10V	1	
	C8637	FlJ1A106A087	C 10UF, 10V	1	
	C8638	FlG1C104A077	C 0.1UF 16V	1	
	C8639	FlJ1A106A087	C 10UF, 10V	1	
	C8640	FlG1C104A077	C 0.1UF 16V	1	
	C8641	FlJ1A106A043	C 10UF, 10V	1	
	C8642	FlJ1A106A087	C 10UF, 10V	1	
	C8643	FlG1C104A077	C 0.1UF 16V	1	
	C8644	FlG1C104A077	C 0.1UF 16V	1	
	C8660	FlG1H470A565	C 47PF, 50V	1	
	C8661	FlG1H470A565	C 47PF, 50V	1	
	C8738	FlJ1A475A087	C 4.7UF, 10V	1	
	C8739	FlH1C105A145	C 1 uF 16 V	1	
	C8740	FlG1E122A123	C 1200pF 25V	1	PAVCCZ

Model No. : TX-P42ST30E/J, PF/PR42ST30 Parts List

Safety	Ref. No.	Part No.	Part Name & Description	Q'ty	Remarks
	C8742	FlG1C104A077	C 0.1UF 16V	1	
	C8744	FlK1E106A136	C 10UF, 25V	1	
	C8746	FlK1E106A136	C 10UF, 25V	1	
	C8748	FlJ0G2260001	C 22 UF 4 V	1	
	C8750	FlJ0G2260001	C 22 UF 4 V	1	
	C8753	FlJ0G2260001	C 22 UF 4 V	1	
	C8754	FlJ1A106A087	C 10UF, 10V	1	
	C8756	FlJ1A106A087	C 10UF, 10V	1	
	C8763	FlG1C104A077	C 0.1UF 16V	1	
	C8764	FlG1C223A081	C 0.022UF, 16V	1	
	C8765	FlJ1A106A043	C 10UF, 10V	1	
	C8766	FlJ1A106A043	C 10UF, 10V	1	
	C8768	FlG1A333A032	C0.033UF, 10V	1	
	C8769	FlG1H5610004	C 560 pF 50 V	1	PAVCCZ
	C8771	FlJ1A475A087	C 4.7UF, 10V	1	
	C8772	FlJ1A106A087	C 10UF, 10V	1	
	C8773	FlG1C104A077	C 0.1UF 16V	1	
	C8774	FlG1C104A077	C 0.1UF 16V	1	
	C8776	FlK1E106A136	C 10UF, 25V	1	
	C8777	FlG1C104A077	C 0.1UF 16V	1	
	C8780	ECJ1VB1A105K	C 1UF, 10V	1	
	C8781	ECJ1VB1A105K	C 1UF, 10V	1	
	C8786	FlG1C104A077	C 0.1UF 16V	1	
	C8787	FlG1C104A077	C 0.1UF 16V	1	
	C8789	FlK1E106A136	C 10UF, 25V	1	
	C8790	FlK1E106A136	C 10UF, 25V	1	
	C8791	FlG1C223A081	C 0.022UF, 16V	1	
	C8792	FlG1C1030008	C 0.01UF 16V	1	
	C8793	FlG1C1030008	C 0.01UF 16V	1	
	C8795	FlJ1A106A043	C 10UF, 10V	1	
	C8796	FlJ1A106A043	C 10UF, 10V	1	
	C8797	FlJ1A106A043	C 10UF, 10V	1	
	C8798	FlJ1A106A043	C 10UF, 10V	1	
	C8802	FlG1H1020008	C 1000PF 50V	1	
	C8803	FlG1E1030005	C 0.01UF 25V	1	
	C8810	FlJ1A106A043	C 10UF, 10V	1	
	C8813	FlJ1A106A043	C 10UF, 10V	1	
	C8900	FlG1C104A077	C 0.1UF 16V	1	
	C8901	FlG1C104A077	C 0.1UF 16V	1	
	C8902	FlG1C104A077	C 0.1UF 16V	1	
	C8903	FlG1C104A077	C 0.1UF 16V	1	
	C9099	FlG1C104A077	C 0.1UF 16V	1	
	C9100	FlJ1A106A087	C 10UF, 10V	1	
	C9101	FlG1E1030005	C 0.01UF 25V	1	
	C9102	FlK1E106A136	C 10UF, 25V	1	
	C9103	FlG1E1030005	C 0.01UF 25V	1	
	C9104	FlG1C104A077	C 0.1UF 16V	1	
	C9105	FlG1C104A077	C 0.1UF 16V	1	
	C9106	FlG1H5610004	C 560 pF 50 V	1	PAVCCZ
	C9108	FlG1C104A077	C 0.1UF 16V	1	
	C9300	FlG1C104A077	C 0.1UF 16V	1	
	C9301	FlG1H150A565	C 15PF, 50V	1	
	C9302	FlG1H180A565	C 18PF, 50V	1	
	C9308	FlG1C104A077	C 0.1UF 16V	1	
	C9311	FlG1C104A077	C 0.1UF 16V	1	
	C9312	FlJ1A106A087	C 10UF, 10V	1	
	C9313	FlG1C104A077	C 0.1UF 16V	1	
	C9328	FlG1C104A077	C 0.1UF 16V	1	
	C9330	FlG1A105A047	C 1UF 10V	1	
	C9331	FlG1A105A047	C 1UF 10V	1	
	C9332	FlG1A105A047	C 1UF 10V	1	
	C9337	FlJ1A106A087	C 10UF, 10V	1	





Model No. : TX-P42ST30E/J, PF/PR42ST30 Parts List

Safety	Ref. No.	Part No.	Part Name & Description	Q'ty	Remarks
	C9362	FI61C104A077	C 0.1UF 16V	1	
	C9366	FI61A105A047	C 1UF 10V	1	
	C9371	FIJ1A106A087	C 10UF, 10V	1	
	C9375	FI61C104A077	C 0.1UF 16V	1	
	C9380	FI61C104A077	C 0.1UF 16V	1	
	C9389	FI61A105A047	C 1UF 10V	1	
	C9392	FIJ1A106A087	C 10UF, 10V	1	
	C9400	FI61C104A077	C 0.1UF 16V	1	
	C9401	FI61C104A077	C 0.1UF 16V	1	
	C9402	FI61C104A077	C 0.1UF 16V	1	
	C9404	FI61C104A077	C 0.1UF 16V	1	
	C9407	FI61C104A077	C 0.1UF 16V	1	
	C9409	FIJ1A106A087	C 10UF, 10V	1	
	C9411	FIJ1A106A087	C 10UF, 10V	1	
	C9413	FIJ1A106A087	C 10UF, 10V	1	
	C9415	FIJ1A106A087	C 10UF, 10V	1	
	C9589	FIJ1A106A087	C 10UF, 10V	1	
	C9590	FI61E1030005	C 0.01UF 25V	1	
	CN0100	K1KA14A00248	14P CONNECTOR	1	
	CN8400	K1NA68B00059	68P CONNECTOR	1	PAVCCZ
	CN8600	K1NA09E00121	CONNECTOR	1	
	D100	B0FBCR000025	DIODE	1	PAVCCZ
	D102	ERZVGED621	VARISTOR	1	PAVCCZ
	D103	ERZVGAD621	VARISTOR	1	PAVCCZ
	D104	B0AACK000004	DIODE	1	
	D105	B0HAPR000013	DIODE	1	
	D106	B0HAPR000013	DIODE	1	
	D107	B0ECKM000053	DIODE	1	PAVCCZ
	D108	B0ECKM000053	DIODE	1	PAVCCZ
	D109	B0JCGD000002	DIODE	1	
	D110	B0JCGD000002	DIODE	1	
	D111	B0BA6R600008	DIODE	1	PAVCCZ
	D112	B0ACCCJ000048	DIODE	1	
	D114	B0ACCCJ000048	DIODE	1	
	D115	ERZVGED621	VARISTOR	1	PAVCCZ
	D201	B0AAMT000014	DIODE	1	PAVCCZ
	D202	B0AAMT000014	DIODE	1	PAVCCZ
	D203	DB2J41100L	DIODE	1	PAVCCZ
	D204	B0BB170A0011	DIODE	1	PAVCCZ
	D205	B0ECKM000053	DIODE	1	PAVCCZ
	D206	B0ECKM000053	DIODE	1	PAVCCZ
	D209	B0BA01500003	ZENER DIODE	1	
	D210	B0AACK000004	DIODE	1	
	D211	B0BA01400009	ZENER DIODE	1	
	D212	B0AACK000004	DIODE	1	
	D213	B0BA01400009	ZENER DIODE	1	
	D214	B0AAMT000014	DIODE	1	PAVCCZ
	D215	B0AAMT000014	DIODE	1	PAVCCZ
	D216	B0BB170A0011	DIODE	1	PAVCCZ
	D217	B0BA01300011	ZENER DIODE	1	PAVCCZ
	D218	B0BA02900017	DIODE	1	PAVCCZ
	D219	B0BA02900017	DIODE	1	PAVCCZ
	D220	B0AACK000004	DIODE	1	
	D221	B0BA01500003	ZENER DIODE	1	
	D222	B0BA01500003	ZENER DIODE	1	
	D224	B0BA01500003	ZENER DIODE	1	
	D225	B0BA01500003	ZENER DIODE	1	
	D226	ERZVGAD621	VARISTOR	1	PAVCCZ
	D300	B0AACK000004	DIODE	1	
	D301	B0AACK000004	DIODE	1	




Model No. : TX-P42ST30E/J, PF/PR42ST30 Parts List

Safety	Ref. No.	Part No.	Part Name & Description	Q'ty	Remarks
	D302	B0ACCJ000048	DIODE	1	
	D303	B0JCGD000002	DIODE	1	
	D304	B0ACCJ000048	DIODE	1	
	D305	B0JCGD000002	DIODE	1	
	D306	B0AACK000004	DIODE	1	
	D309	B0JCGD000002	DIODE	1	
	D310	B0JCGD000002	DIODE	1	
	D400	B0ACCJ000048	DIODE	1	
	D401	B0ACCJ000048	DIODE	1	
	D406	B0AACK000004	DIODE	1	
	D407	B0AACK000004	DIODE	1	
	D408	B0AACK000004	DIODE	1	
	D409	B0AACK000004	DIODE	1	
	D410	B0AACK000004	DIODE	1	
	D411	B0AACK000004	DIODE	1	
	D412	B0AACK000004	DIODE	1	
	D414	B0AACK000004	DIODE	1	
	D415	B0JCGD000002	DIODE	1	
	D417	B0BA6R600008	DIODE	1	PAVCCZ
	D418	DB2X41500L	DIODE	1	PAVCCZ
	D419	B0ACCJ000048	DIODE	1	
	D501	B0FBCN000011	DIODE	1	PAVCCZ
	D502	B0AACK000004	DIODE	1	
	D504	B0AACK000004	DIODE	1	
	D505	B0FBCN000011	DIODE	1	PAVCCZ
	D506	DB2X41500L	DIODE	1	PAVCCZ
	D600	B0HCPM000009	DIODE	1	PAVCCZ
	D601	B0HCPM000009	DIODE	1	PAVCCZ
	D602	B0BA01500003	ZENER DIODE	1	
	D603	B0BA02400030	DIODE	1	PAVCCZ
	D604	B0BA01500003	ZENER DIODE	1	
	D605	B0BA01000070	ZENER DIODE	1	
	D606	B0BA01000070	ZENER DIODE	1	
	D700	B0AAQP000002	DIODE	1	PAVCCZ
	D702	DB2X41500L	DIODE	1	PAVCCZ
	D703	B0ACCJ000048	DIODE	1	
	D2820	B3AGB0000065	LED	1	PAVCCZ
	D2850	B3EB00000056	LED	1	PAVCCZ
	D2851	B3EB00000056	LED	1	PAVCCZ
	D2852	B3EB00000056	LED	1	PAVCCZ
	D2853	B3EB00000056	LED	1	PAVCCZ
	D3015	K7AAAY000006	PHOTO LINK	1	
	D3130	B0ACCJ000048	DIODE	1	
	D4703	DZ2J056M0L	ZENER DIODE	1	
	D4704	B0JCCD000020	DIODE	1	PAVCCZ
	D4720	DZ2J056M0L	ZENER DIODE	1	
	D4721	B0JCCD000020	DIODE	1	PAVCCZ
	D4771	DZ2J056M0L	ZENER DIODE	1	
	D4772	B0JCCD000020	DIODE	1	PAVCCZ
	D4773	B0JCCE000008	DIODE	1	
	D4774	DZ2J056M0L	ZENER DIODE	1	
	D4775	B0JCCD000020	DIODE	1	PAVCCZ
	D4785	B0ECKM000048	DIODE	1	
	D5401	B0JCMD000066	ZENER DIODE	1	
	D5621	B0ACCJ000048	DIODE	1	
	D5622	B0ACCJ000048	DIODE	1	
	D5624	B0BC010A0007	ZENER DIODE	1	
	D5625	B0ACCJ000048	DIODE	1	
	D5626	DZ2J033M0L	ZENER DIODE	1	
	D5627	B0JCMD000066	ZENER DIODE	1	
	D5703	B0ACCJ000048	DIODE	1	
	D5704	B0ACCJ000048	DIODE	1	










Model No. : TX-P42ST30E/J, PF/PR42ST30 Parts List

Safety	Ref. No.	Part No.	Part Name & Description	Q'ty	Remarks
	D5900	B0JCMD000066	ZENER DIODE	1	
	D8711	B0ADCJ000100	DIODE	1	
	D8712	DZ2J068M0L	ZENER DIODE	1	
	D8713	DZ2J068M0L	ZENER DIODE	1	
	D8717	B0ACCJ000048	DIODE	1	
	D8718	B0JCMD000066	ZENER DIODE	1	
	D8719	DZ2J068M0L	ZENER DIODE	1	
	D8720	B0ADCJ000100	DIODE	1	
	D8721	DZ2J068M0L	ZENER DIODE	1	
	D9806	B0ADCJ000100	DIODE	1	
	D9807	B0ADCJ000100	DIODE	1	
	F100	K5E802YY0002	FUSE	1	PAVCCZ
	F101	K5E802YY0002	FUSE	1	PAVCCZ
	F102	K5E402YY0004	FUSE	1	PAVCCZ
	F501	K5H1022A0031	FUSE	1	
	IC100	C0DBBYY00025	IC	1	PAVCCZ
	IC200	C0DABYY00032	IC	1	PAVCCZ
	IC300	C0DBBYY00034	IC	1	PAVCCZ
	IC400	C0DBZMC00006	IC	1	
	IC500	C0DBAYY00922	IC	1	PAVCCZ
	IC600	C0DBZMC00006	IC	1	
	IC700	C0DBZMC00006	IC	1	
	IC2001	C1ZBZ0004368	IC	1	PAVCCZ
	IC3001	C1AB00003384	IC	1	PAVCCZ
	IC4700	C1AB00003469	IC	1	PAVCCZ
	IC4701	C0DBGYY00578	IC	1	
	IC4800	C0DBGYY02190	IC	1	PAVCCZ
	IC4900	C1AB00003457	IC	1	PAVCCZ
	IC5000	AN34044A-VF	IC	1	PAVCCZ
	IC5002	C0DBGHC00003	IC	1	
	IC5440	C0DBAYY00931	IC	1	PAVCCZ
	IC5607	C0DBAYY00931	IC	1	PAVCCZ
	IC5900	C0DBAYY00931	IC	1	PAVCCZ
	IC5901	C1ZBZ0004339	IC	1	PAVCCZ
	IC6750	C0CBCAG00031	IC	1	
	IC6776	C0DBAGF00030	IC	1	
	IC8000	MN2WS0200LE	IC	1	PAVCCZ
	IC8100	C0DBAYY00715	IC	1	
	IC8200	C3ABUY000009	IC	1	PAVCCZ
	IC8201	C3ABTY000025	IC	1	
	IC8403	C0JBZ003032	IC	1	PAVCCZ
	IC8404	C0DBZYY00382	IC	1	PAVCCZ
	IC8601	C1CB00003491	IC	1	
	IC8602	C0DBZYY00368	IC	1	
	IC8603	C0DBZYY00450	IC	1	PAVCCZ
	IC8604	C0DBAGF00030	IC	1	
	IC8700	C0DBAYY00737	IC	1	
	IC8701	C0DBAYY00931	IC	1	PAVCCZ
	IC8702	C0DBAFG00029	IC	1	PAVCCZ
	IC8704	C0CBCAG00046	IC	1	
	IC8706	C0DBGYY00887	IC	1	
	IC8707	C0DBAYY00915	IC	1	PAVCCZ
	IC8714	C0DBGYY01682	IC	1	PAVCCZ
	IC8900	TVRS076AK	IC	1	PAVCCZ
	IC8901	TVR****	IC	1	PAVCCZ
	IC8902	TVR****	IC	1	PAVCCZ
	IC9300	C1AB00003461	IC	1	PAVCCZ
	IC9304	TVRS272AA	IC	1	PAVCCZ
	IC9400	C0JBAU000089	IC	1	PAVCCZ
	IC9401	C0JBAU000089	IC	1	PAVCCZ




Model No. : TX-P42ST30E/J, PF/PR42ST30 Parts List

Safety	Ref. No.	Part No.	Part Name & Description	Q'ty	Remarks
	IC9402	C0JBAU000089	IC	1	PAVCCZ
	JA1	D0GDR00J0004	M 0 OHM, 1/8W	1	
	JA2	D0GDR00J0004	M 0 OHM, 1/8W	1	
	JA3	D0GDR00J0004	M 0 OHM, 1/8W	1	
	JA4	D0GDR00J0004	M 0 OHM, 1/8W	1	
	JA5	D0GDR00J0004	M 0 OHM, 1/8W	1	
	JA6	D0GDR00J0004	M 0 OHM, 1/8W	1	
	JA7	D0GDR00J0004	M 0 OHM, 1/8W	1	
	JA8	D0GDR00J0004	M 0 OHM, 1/8W	1	
	JA9	D0GDR00J0004	M 0 OHM, 1/8W	1	
	JA10	D0GDR00J0004	M 0 OHM, 1/8W	1	
	JA11	D0GDR00J0004	M 0 OHM, 1/8W	1	
	JA12	D0GDR00J0004	M 0 OHM, 1/8W	1	
	JA13	D0GDR00J0004	M 0 OHM, 1/8W	1	
	JA14	D0GDR00J0004	M 0 OHM, 1/8W	1	
	JA15	D0GDR00J0004	M 0 OHM, 1/8W	1	
	JA16	D0GDR00J0004	M 0 OHM, 1/8W	1	
	JA17	D0GDR00J0004	M 0 OHM, 1/8W	1	
	JA18	D0GDR00J0004	M 0 OHM, 1/8W	1	
	JA19	D0GDR00J0004	M 0 OHM, 1/8W	1	
	JA20	D0GDR00J0004	M 0 OHM, 1/8W	1	
	JA21	D0GDR00J0004	M 0 OHM, 1/8W	1	
	JK3002	K1FY121A0011	CONNECTOR	1	PAVCCZ
	JK3100	K1U710A00001	CONNECTOR	1	PAVCCZ
	JK3707	K1U411B00015	CONNECTOR UNIT	1	PAVCCZ
	JK4700	K1FY119D0015	CONNECTOR	1	PAVCCZ
	JK4701	K1FY119D0015	CONNECTOR	1	PAVCCZ
	JK4702	K1FY119D0015	CONNECTOR	1	PAVCCZ
	JK4703	K1FY119E0030	CONNECTOR	1	PAVCCZ
	JK8600	K2LC108A0012	JACK	1	PAVCCZ
	JK8601	K1FY104A0021	CONNECTOR	1	PAVCCZ
	JK8602	K1FY104B0065	CONNECTOR	1	PAVCCZ
	K1	K1KA08B00270	8P CONNECTOR	1	
	L100	G0C181K00005	PEAKING COIL	1	PAVCCZ
	L101	G0C181K00005	PEAKING COIL	1	PAVCCZ
	L200	EXCELD25V	BEAD CHOKE	1	
	L300	G4DYA0000273	TRANS	1	PAVCCZ
	L500	EXCELD25V	BEAD CHOKE	1	
	L501	G0C270MA0049	PEAKING COIL	1	PAVCCZ
	L2751	J0JHC0000045	CHIP INDUCTOR	1	
	L3100	J0JYC0000331	CHIP INDUCTOR	1	
	L3101	J0JYC0000331	CHIP INDUCTOR	1	
	L3104	J0JCC0000287	CHIP INDUCTOR	1	
	L3108	J0JCC0000287	CHIP INDUCTOR	1	
	L3111	J0JCC0000287	CHIP INDUCTOR	1	
	L3112	J0JCC0000287	CHIP INDUCTOR	1	
	L3113	J0JYC0000331	CHIP INDUCTOR	1	
	L3116	J0JYC0000331	CHIP INDUCTOR	1	
	L3117	J0JYC0000331	CHIP INDUCTOR	1	
	L3118	J0JYC0000331	CHIP INDUCTOR	1	
	L3119	J0JYC0000331	CHIP INDUCTOR	1	
	L3120	J0JYC0000331	CHIP INDUCTOR	1	
	L3300	J0ZZB0000150	FILTER	1	PAVCCZ
	L3301	J0ZZB0000150	FILTER	1	PAVCCZ
	L4702	J0JYC0000068	CHIP INDUCTOR	1	
	L4705	J0JYC0000068	CHIP INDUCTOR	1	
	L4708	J0JYC0000068	CHIP INDUCTOR	1	
	L4712	J0JHC0000045	CHIP INDUCTOR	1	



Model No. : TX-P42ST30E/J, PF/PR42ST30 Parts List

Safety	Ref. No.	Part No.	Part Name & Description	Q'ty	Remarks
	L4717	J0JYC0000068	CHIP INDUCTOR	1	
	L4800	G1CR39J00009	INDUCTION COIL	1	
	L4801	G1CR39J00009	INDUCTION COIL	1	
	L4802	J0JGC0000020	CHIP INDUCTOR	1	
	L4803	J0JGC0000020	CHIP INDUCTOR	1	
	L4805	J0JGC0000020	CHIP INDUCTOR	1	
	L4807	J0JCC0000278	CHIP INDUCTOR	1	
	L4900	G1C150MA0426	INDUCTION COIL	1	PAVCCZ
	L4901	G1C150MA0426	INDUCTION COIL	1	PAVCCZ
	L4902	G1C150MA0426	INDUCTION COIL	1	PAVCCZ
	L4903	G1C150MA0426	INDUCTION COIL	1	PAVCCZ
	L5440	G1C6R8MA0445	INDUCTION COIL	1	PAVCCZ
	L5609	G1C6R8MA0445	INDUCTION COIL	1	PAVCCZ
	L5900	G1C6R8MA0445	INDUCTION COIL	1	PAVCCZ
	L8001	J0JCC0000287	CHIP INDUCTOR	1	
	L8002	J0JHC0000045	CHIP INDUCTOR	1	
	L8003	J0JHC0000045	CHIP INDUCTOR	1	
	L8005	J0JHC0000021	CHIP INDUCTOR	1	
	L8006	J0JCC0000287	CHIP INDUCTOR	1	
	L8007	J0JCC0000287	CHIP INDUCTOR	1	
	L8100	G1C4R7MA0416	INDUCTION COIL	1	
	L8102	G1C3R3MA0460	INDUCTION COIL	1	PAVCCZ
	L8600	J0JHC0000045	CHIP INDUCTOR	1	
	L8603	J0JHC0000045	CHIP INDUCTOR	1	
	L8604	J0JHC0000045	CHIP INDUCTOR	1	
	L8620	J0ZZB0000142	FILTER	1	
	L8621	J0ZZB0000142	FILTER	1	
	L8700	G1C2R2MA0449	INDUCTION COIL	1	PAVCCZ
	L8702	G1C6R8MA0445	INDUCTION COIL	1	PAVCCZ
	L8703	G1C6R8MA0445	INDUCTION COIL	1	PAVCCZ
	L8705	D0GBR00J0004	M 0 OHM J 1/10W	1	
	L8706	J0JGC0000020	CHIP INDUCTOR	1	
	L9303	J0JHC0000117	CHIP INDUCTOR	1	
	LF100	G0B812JA0013	CHOKE COIL	1	PAVCCZ
	LF101	G0B812JA0013	CHOKE COIL	1	PAVCCZ
	P2	K1KY02B00012	2P CONNECTOR	1	
	P6	K1KA15BA0311	15P CONNECTOR	1	PAVCCZ
	P9	K1KA02B00295	2P CONNECTOR	1	
	P11	K1KY03B00006	3P CONNECTOR	1	
	P25	K1KA10BA0237	10P CONNECTOR	1	PAVCCZ
	P34	K1KA03BA0237	3P CONNECTOR	1	
	P35	K1KA04BA0237	4P CONNECTOR	1	
	PA2005	K5H4022A0031	FUSE	1	
	PA5400	K5H5022A0031	FUSE	1	
	PA5900	K5H1022A0031	FUSE	1	
	PC200	B3PAA0000363	IC	1	
	PC201	B3PAA0000363	IC	1	
	PC400	B3PAA0000363	IC	1	
	PC401	B3PAA0000363	IC	1	
	PC402	B3PAA0000363	IC	1	
	PC700	B3PAA0000363	IC	1	
	PMM1	TMM27463	CLAMPER	1	PAVCCZ
	PMM2	TMM27463	CLAMPER	1	PAVCCZ
	PMM3	TMM27463	CLAMPER	1	PAVCCZ
	PMM4	TMM27463	CLAMPER	1	PAVCCZ
	PMM5	TMM27463	CLAMPER	1	PAVCCZ
	PMM6	TMM27463	CLAMPER	1	PAVCCZ

Model No. : TX-P42ST30E/J, PF/PR42ST30 Parts List

Safety	Ref. No.	Part No.	Part Name & Description	Q'ty	Remarks
	PMM7	TMM27463	CLAMPER	1	PAVCCZ
	PMM8	TMM27463	CLAMPER	1	PAVCCZ
	PMM9	TMM27463	CLAMPER	1	PAVCCZ
	PMM10	TMM27463	CLAMPER	1	PAVCCZ
	PMM16	TMM27463	CLAMPER	1	PAVCCZ
	Q100	B1CERR000056	FET	1	PAVCCZ
	Q101	B1CERR000056	FET	1	PAVCCZ
	Q102	B1BCCF000022	TRANSISTOR	1	
	Q103	B1BCCF000022	TRANSISTOR	1	
	Q104	DSC5001R0L	TRANSISTOR	1	
	Q105	DSC5001R0L	TRANSISTOR	1	
	Q106	DSA5001R0L	TRANSISTOR	1	
	Q107	B1CHND000004	FET	1	
	Q108	DSA5001R0L	TRANSISTOR	1	
	Q200	B1CBGD000001	FET	1	
	Q202	B1ABMD000022	TRANSISTOR	1	PAVCCZ
	Q203	DSC500100L	TRANSISTOR	1	
	Q204	DSA5001R0L	TRANSISTOR	1	
	Q300	B1CERR000055	FET	1	PAVCCZ
	Q301	B1CERR000055	FET	1	PAVCCZ
	Q302	B1CHND000004	FET	1	
	Q303	B1CHND000004	FET	1	
	Q307	B1CHND000004	FET	1	
	Q401	DSC5001R0L	TRANSISTOR	1	
	Q402	DSA5001R0L	TRANSISTOR	1	
	Q403	DSC5001R0L	TRANSISTOR	1	
	Q404	DSC5001R0L	TRANSISTOR	1	
	Q405	DSC5001R0L	TRANSISTOR	1	
	Q406	B1CBGD000001	FET	1	
	Q407	DSC5001R0L	TRANSISTOR	1	
	Q408	B1CBGD000001	FET	1	
	Q409	B1CHND000004	FET	1	
	Q411	DSC5001R0L	TRANSISTOR	1	
	Q412	DSC5001R0L	TRANSISTOR	1	
	Q413	B1CBGD000001	FET	1	
	Q414	B1CBGD000001	FET	1	
	Q415	DSC5001R0L	TRANSISTOR	1	
	Q416	DSC5001R0L	TRANSISTOR	1	
	Q417	B1CHND000004	FET	1	
	Q418	B1CBGD000001	FET	1	
	Q419	DSC5001R0L	TRANSISTOR	1	
	Q420	B1CHND000004	FET	1	
	Q421	DSC5001R0L	TRANSISTOR	1	
	Q422	DSC5001R0L	TRANSISTOR	1	
	Q424	B1CBGD000001	FET	1	
	Q425	B1CBGD000001	FET	1	
	Q426	B1CBGD000001	FET	1	
	Q500	B1CHRD000043	FET	1	PAVCCZ
	Q501	B1CBGD000001	FET	1	
	Q502	B1CHRD000043	FET	1	PAVCCZ
	Q503	DSA5001R0L	TRANSISTOR	1	
	Q504	DSC5001R0L	TRANSISTOR	1	
	Q600	B1CERM000032	FET	1	PAVCCZ
	Q700	DSA5001R0L	TRANSISTOR	1	
	Q701	DSC5001R0L	TRANSISTOR	1	
	Q702	DSC5001R0L	TRANSISTOR	1	
	Q703	DSA5001R0L	TRANSISTOR	1	
	Q0900	BIADCF000194	TRANSISTOR	1	PAVCCZ
	Q2810	B1ABCE000015	TRANSISTOR	1	
	Q2811	B1ABCE000015	TRANSISTOR	1	
	Q2812	B1ABCE000015	TRANSISTOR	1	

Model No. : TX-P42ST30E/J, PF/PR42ST30 Parts List

Safety	Ref. No.	Part No.	Part Name & Description	Q'ty	Remarks
	Q3008	DSA2001S0L	TRANSISTOR	1	
	Q3102	B1AAFB000004	TRANSISTOR	1	PAVCCZ
	Q3103	B1AAFB000004	TRANSISTOR	1	PAVCCZ
	Q3104	B1AAFB000004	TRANSISTOR	1	PAVCCZ
	Q3105	B1AAFB000004	TRANSISTOR	1	PAVCCZ
	Q4513	DSA2001S0L	TRANSISTOR	1	
	Q4514	B1HFCEA00001	TRANSISTOR	1	PAVCCZ
	Q4700	B1ABCF000231	TRANSISTOR	1	
	Q4702	B1ABCF000231	TRANSISTOR	1	
	Q4709	B1ABCF000231	TRANSISTOR	1	
	Q4710	B1ABCF000231	TRANSISTOR	1	
	Q4970	B1ADCF000194	TRANSISTOR	1	PAVCCZ
	Q4971	B1AAFB000002	TRANSISTOR	1	
	Q4972	B1AAFB000002	TRANSISTOR	1	
	Q4974	DSC2001S0L	TRANSISTOR	1	
	Q8100	B1CFRD000077	FET	1	PAVCCZ
	Q8101	B1CFRD000077	FET	1	PAVCCZ
	Q8102	B1MBEDA00027	FET	1	
	Q8701	B1MBEDA00027	FET	1	
	Q8709	B1ADCF000194	TRANSISTOR	1	PAVCCZ
	Q8710	B1ADCF000194	TRANSISTOR	1	PAVCCZ
	Q8711	DSC2001S0L	TRANSISTOR	1	
	R003	D0GBR00J0004	M 0 OHM J 1/10W	1	
	R100	D1F5150Y0001	F 150 OHM, 5W	1	PAVCCZ
	R101	D0XB825J0001	M 8.2MOHM,J, 1W	1	PAVCCZ
	R102	D0GB752JA065	M 7.5KOHM J 1/10W	1	PAVCCZ
	R103	D0GB752JA065	M 7.5KOHM J 1/10W	1	PAVCCZ
	R104	D0GB752JA065	M 7.5KOHM J 1/10W	1	PAVCCZ
	R105	D0GB752JA065	M 7.5KOHM J 1/10W	1	PAVCCZ
	R106	D0MA30MJA022	M 30 MOHM,J, 2W	1	PAVCCZ
	R107	D0MA30MJA022	M 30 MOHM,J, 2W	1	PAVCCZ
	R110	D0GB103JA065	M 10K OHM J 1/10W	1	
	R111	D0GB103JA065	M 10K OHM J 1/10W	1	
	R112	D1BD2203A066	M 220KOHM,J.1/8W	1	PAVCCZ
	R113	D1BD2203A066	M 220KOHM,J.1/8W	1	PAVCCZ
	R114	D1BD2203A066	M 220KOHM,J.1/8W	1	PAVCCZ
	R115	D1BD2403A066	M 240KOHM,J.1/8W	1	PAVCCZ
	R116	D1BD2403A066	M 240KOHM,J.1/8W	1	PAVCCZ
	R117	D1BD2403A066	M 240KOHM,J.1/8W	1	PAVCCZ
	R120	D1BB2202A055	M 22KOHM,J.1/10W	1	
	R121	D1BB3902A055	M 39KOHM,J.1/10W	1	
	R122	D0GB824JA065	M 820KOHM J 1/10W	1	PAVCCZ
	R123	D0GB102JA065	M 1KOHM,J,1/10W	1	
	R124	D0GD100JA052	M 10 OHM,J,1/4W	1	
	R125	D0GB102JA065	M 1KOHM,J,1/10W	1	
	R126	D0GB102JA065	M 1KOHM,J,1/10W	1	
	R127	D0GB103JA065	M 10K OHM J 1/10W	1	
	R128	D0GB104JA065	M 100KOHM J 1/10W	1	
	R129	D1BB1542A055	M15.4KOHM,J.1/10W	1	
	R130	D1BB5102A055	M 51KOHM,J.1/10W	1	
	R131	D0GB333JA065	M 33KOHM,J,1/10W	1	
	R132	D0GB103JA065	M 10K OHM J 1/10W	1	
	R133	D0GB183JA065	M 18KOHM,J,1/10W	1	
	R134	D0GB102JA065	M 1KOHM,J,1/10W	1	
	R135	D0GB103JA065	M 10K OHM J 1/10W	1	
	R136	D1BB1502A073	M 15KOHM,J.1/10W	1	PAVCCZ
	R137	D1BD1203A066	M 120KOHM,J.1/8W	1	PAVCCZ
	R138	D1BD1203A066	M 120KOHM,J.1/8W	1	PAVCCZ
	R139	D1BD1203A066	M 120KOHM,J.1/8W	1	PAVCCZ
	R140	D1BD1203A066	M 120KOHM,J.1/8W	1	PAVCCZ
	R141	D1BD9102A066	M 91 KOHM,J.1/8 W	1	PAVCCZ

Model No. : TX-P42ST30E/J, PF/PR42ST30 Parts List

Safety	Ref. No.	Part No.	Part Name & Description	Q'ty	Remarks
	R142	D1BD9102A066	M 91 KOHM, J.1/8 W	1	PAVCCZ
	R143	D1BD9102A066	M 91 KOHM, J.1/8 W	1	PAVCCZ
	R144	D0GB104JA065	M 100KOHM J 1/10W	1	
	R145	D0GB103JA065	M 10K OHM J 1/10W	1	
	R146	D0GB333JA065	M 33KOHM, J,1/10W	1	
	R147	D0GB104JA065	M 100KOHM J 1/10W	1	
	R151	D0GD473JA052	M 47KOHM, J,1/8W	1	PAVCCZ
	R152	D0GD220JA052	M 22 OHM, J,1/4W	1	PAVCCZ
	R153	D0GD220JA052	M 22 OHM, J,1/4W	1	PAVCCZ
	R154	D0GF330JA048	M 33 OHM. 1/3W	1	PAVCCZ
	R155	D0GF330JA048	M 33 OHM. 1/3W	1	PAVCCZ
	R156	D0GF330JA048	M 33 OHM. 1/3W	1	PAVCCZ
	R157	D0GF330JA048	M 33 OHM. 1/3W	1	PAVCCZ
	R158	D0GF330JA048	M 33 OHM. 1/3W	1	PAVCCZ
	R159	D0GF330JA048	M 33 OHM. 1/3W	1	PAVCCZ
	R160	D0GF330JA048	M 33 OHM. 1/3W	1	PAVCCZ
	R161	D0GF330JA048	M 33 OHM. 1/3W	1	PAVCCZ
	R164	D1BD2403A066	M 240KOHM, J.1/8W	1	PAVCCZ
	R165	D1BD2403A066	M 240KOHM, J.1/8W	1	PAVCCZ
	R166	D1BD9102A066	M 91 KOHM, J.1/8 W	1	PAVCCZ
	R167	D1BD9102A066	M 91 KOHM, J.1/8 W	1	PAVCCZ
	R168	D0GB472JA065	M 4.7KOHM, J,1/10W	1	
⚠	R169	D0BF125JA030	M 1.2MOHM, J,1/2W	1	PAVCCZ
	R200	D1BB2203A055	M 220KOHM, J.1/10W	1	PAVCCZ
	R201	D1BB2203A055	M 220KOHM, J.1/10W	1	PAVCCZ
	R202	D1BB2203A055	M 220KOHM, J.1/10W	1	PAVCCZ
	R203	D1BB2203A055	M 220KOHM, J.1/10W	1	PAVCCZ
	R204	D1BB2203A055	M 220KOHM, J.1/10W	1	PAVCCZ
	R205	D1BB2203A055	M 220KOHM, J.1/10W	1	PAVCCZ
	R206	D1BB7502A055	M 75KOHM, J.1/10W	1	
	R207	D0GFR47JA020	M 0.47OHM, J,1/4W	1	PAVCCZ
	R208	D0GFR47JA020	M 0.47OHM, J,1/4W	1	PAVCCZ
	R209	D0GB100JA065	M 10 OHM J 1/10W	1	
	R214	D0GB102JA065	M 1KOHM, J,1/10W	1	
	R215	D1BB2201A055	M 2.2KOHM, J.1/10W	1	
	R216	D0GB102JA065	M 1KOHM, J,1/10W	1	
	R217	D0GB223JA065	M 22KOHM, J,1/10W	1	PAVCCZ
	R218	D0GB102JA065	M 1KOHM, J,1/10W	1	
	R219	D0GB224JA065	M 220KOHM, J,1/10W	1	PAVCCZ
	R220	D0GB102JA065	M 1KOHM, J,1/10W	1	
	R221	D1BB2202A055	M 22KOHM, J.1/10W	1	
	R222	D1BB2203A055	M 220KOHM, J.1/10W	1	PAVCCZ
	R223	D1BB2202A055	M 22KOHM, J.1/10W	1	
	R224	D0C22R2JA077	M 2.2 OHM, J,1/2W	1	PAVCCZ
	R225	D0GFR22JA020	M 0.22OHM, J,1/4W	1	PAVCCZ
	R226	D0GFR22JA020	M 0.22OHM, J,1/4W	1	PAVCCZ
⚠	R227	D1F5150Y0001	F 150 OHM, 5W	1	PAVCCZ
	R300	D0GZ181JA020	M 180 OHM, J,1/2W	1	
	R301	D0GB103JA065	M 10K OHM J 1/10W	1	
	R302	D0GZ181JA020	M 180 OHM, J,1/2W	1	
	R303	D0GB103JA065	M 10K OHM J 1/10W	1	
	R304	D0GD334JA052	M 330KOHM, J,1/4W	1	PAVCCZ
	R305	D0GD304JA052	M 300KOHM, J,1/8W	1	PAVCCZ
	R306	D0GB4R7JA065	M 4.7 OHM J 1/10W	1	PAVCCZ
	R307	D0GB4R7JA065	M 4.7 OHM J 1/10W	1	PAVCCZ
	R308	D0GB100JA065	M 10 OHM J 1/10W	1	
	R309	D1BB2401A055	M2.40KOHM, J.1/10W	1	
	R310	D1BB1202A055	M 12KOHM, J.1/10W	1	
	R311	D1BB2001A055	M 2KOHM, J.1/10W	1	
	R312	D1BB5100A055	M 510 OHM, J.1/10W	1	
	R318	D0GB102JA065	M 1KOHM, J,1/10W	1	
	R319	D0GB103JA065	M 10K OHM J 1/10W	1	

Model No. : TX-P42ST30E/J, PF/PR42ST30 Parts List

Safety	Ref. No.	Part No.	Part Name & Description	Q'ty	Remarks
	R321	D0GD102JA052	M 1.0KOHM, J, 1/8W	1	PAVCCZ
	R322	D0GZ220JA020	M 22 OHM, J, 1/2W	1	PAVCCZ
	R323	D0GZ220JA020	M 22 OHM, J, 1/2W	1	PAVCCZ
	R326	D0GZ220JA020	M 22 OHM, J, 1/2W	1	PAVCCZ
	R327	D0GZ220JA020	M 22 OHM, J, 1/2W	1	PAVCCZ
	R402	D0GB103JA065	M 10K OHM J 1/10W	1	
	R404	D0GB103JA065	M 10K OHM J 1/10W	1	
	R405	D0GB333JA065	M 33KOHM, J, 1/10W	1	
	R406	D0GB333JA065	M 33KOHM, J, 1/10W	1	
	R408	D0GB103JA065	M 10K OHM J 1/10W	1	
	R410	D0GB102JA065	M 1KOHM, J, 1/10W	1	
	R412	D1BB1502A055	M 15KOHM, J. 1/10W	1	
	R413	D1BB8201A055	M 8.2KOHM, J. 1/10W	1	
	R414	D0GB224JA065	M 220KOHM, J, 1/10W	1	PAVCCZ
	R415	D1BB15030002	M 150KOHM, J. 1/10W	1	
	R416	D1BB15030002	M 150KOHM, J. 1/10W	1	
	R417	D1BB15030002	M 150KOHM, J. 1/10W	1	
	R418	D1BB1603A055	M 160KOHM, J. 1/10W	1	PAVCCZ
	R419	D0GB103JA065	M 10K OHM J 1/10W	1	
	R420	D0GD102JA052	M 1.0KOHM, J, 1/8W	1	PAVCCZ
	R421	D0GB102JA065	M 1KOHM, J, 1/10W	1	
	R422	D0GD102JA052	M 1.0KOHM, J, 1/8W	1	PAVCCZ
	R423	D1BB9102A055	M 91KOHM, J. 1/10W	1	
	R424	D1BB1002A055	M 10KOHM, J. 1/10W	1	
	R425	D1BB6202A055	M 62KOHM, J. 1/10W	1	PAVCCZ
	R426	D0GBR00J0004	M 0 OHM J 1/10W	1	
	R428	D0GB104JA065	M 100KOHM J 1/10W	1	
	R429	D0GB104JA065	M 100KOHM J 1/10W	1	
	R430	D0GB102JA065	M 1KOHM, J, 1/10W	1	
	R431	D0GB102JA065	M 1KOHM, J, 1/10W	1	
	R432	D0GB684JA065	M 680KOHM J 1/10W	1	PAVCCZ
	R433	D0GB223JA065	M 22KOHM, J, 1/10W	1	PAVCCZ
	R434	D0GB104JA065	M 100KOHM J 1/10W	1	
	R435	D0GB123JA065	M 12K OHM J 1/10W	1	PAVCCZ
	R438	D0GB104JA065	M 100KOHM J 1/10W	1	
	R439	D0GB154JA065	M 150KOHM J 1/10W	1	PAVCCZ
	R443	D1BB8201A055	M 8.2KOHM, J. 1/10W	1	
	R444	D0GB222JA065	M 2.2KOHM, J, 1/10W	1	
	R445	D0GB332JA065	M 3.3KOHM, J, 1/10W	1	
	R446	D1BB4302A055	M 43KOHM, J. 1/10W	1	
	R447	D0GBR00J0004	M 0 OHM J 1/10W	1	
	R448	D0GB102JA065	M 1KOHM, J, 1/10W	1	
	R449	D0GB473JA065	M 47KOHM J. 1/10W	1	PAVCCZ
	R450	D0GB473JA065	M 47KOHM J. 1/10W	1	PAVCCZ
	R451	D0GB473JA065	M 47KOHM J. 1/10W	1	PAVCCZ
	R452	D0GB104JA065	M 100KOHM J 1/10W	1	
	R453	D0GB684JA065	M 680KOHM J 1/10W	1	PAVCCZ
	R454	D0GB682JA065	M 6.8KOHM J 1/10W	1	PAVCCZ
	R455	D0GB204JA065	M 200KOHM J 1/10W	1	PAVCCZ
	R456	D0GB103JA065	M 10K OHM J 1/10W	1	
	R457	D1BB2202A055	M 22KOHM, J. 1/10W	1	
	R458	D1BB3302A055	M 33KOHM, J. 1/10W	1	
	R460	D0GF391JA048	M 390 OHM. 1/3W	1	PAVCCZ
	R461	D0GB224JA065	M 220KOHM, J, 1/10W	1	PAVCCZ
	R462	D0GB103JA065	M 10K OHM J 1/10W	1	
	R463	D0GB473JA065	M 47KOHM J. 1/10W	1	PAVCCZ
	R464	D0GB103JA065	M 10K OHM J 1/10W	1	
	R465	D0GB103JA065	M 10K OHM J 1/10W	1	
	R466	D0GB104JA065	M 100KOHM J 1/10W	1	
	R467	D0GB474JA065	M 470KOHM, J, 1/10W	1	
	R468	D0GB104JA065	M 100KOHM J 1/10W	1	
	R469	D0GFR10JA020	M 1 OHM, J, 1/3W	1	PAVCCZ

Model No. : TX-P42ST30E/J, PF/PR42ST30 Parts List

Safety	Ref. No.	Part No.	Part Name & Description	Q'ty	Remarks
	R470	D0GFR10JA020	M 1 OHM, J, 1/3W	1	PAVCCZ
	R471	D0GFR10JA020	M 1 OHM, J, 1/3W	1	PAVCCZ
	R472	D1BB4701A055	M 4.7KOHM, J, 1/10W	1	
	R473	D1BB3011A055	M 3.01KOHM, 1/10W	1	PAVCCZ
	R474	D0GB473JA065	M 47KOHM J. 1/10W	1	PAVCCZ
	R476	D0GB102JA065	M 1KOHM, J, 1/10W	1	
	R477	D0GB102JA065	M 1KOHM, J, 1/10W	1	
	R478	D0GB154JA065	M 150KOHM J 1/10W	1	PAVCCZ
	R479	D0GB683JA065	M 68KOHM J 1/10W	1	PAVCCZ
	R480	D0GB104JA065	M 100KOHM J 1/10W	1	
	R481	D0GB473JA065	M 47KOHM J. 1/10W	1	PAVCCZ
	R482	D0GB104JA065	M 100KOHM J 1/10W	1	
	R483	D0GB104JA065	M 100KOHM J 1/10W	1	
	R484	D0GB511JA065	M510 OHM J 1/10W	1	PAVCCZ
	R485	D0GB511JA065	M510 OHM J 1/10W	1	PAVCCZ
	R486	D0GB473JA065	M 47KOHM J. 1/10W	1	PAVCCZ
	R487	D0GB473JA065	M 47KOHM J. 1/10W	1	PAVCCZ
	R488	D0GB102JA065	M 1KOHM, J, 1/10W	1	
	R500	D0GB512JA065	M 5.1KOHM J 1/10W	1	PAVCCZ
	R501	D0GB684JA065	M 680KOHM J 1/10W	1	PAVCCZ
	R502	D1BB7502A055	M 75KOHM, J, 1/10W	1	
	R503	D0GB102JA065	M 1KOHM, J, 1/10W	1	
	R504	D0GB223JA065	M 22KOHM, J, 1/10W	1	PAVCCZ
	R505	D1BB2203A055	M 220KOHM, J, 1/10W	1	PAVCCZ
	R506	D0GD100JA052	M 10 OHM, J, 1/4W	1	
	R508	D0GD275JA052	M 2.7M OHM, J, 1/8W	1	PAVCCZ
	R509	D1BD3603A066	M 360KOHM, J, 1/8W	1	PAVCCZ
	R510	D1BD1203A066	M 120KOHM, J, 1/8W	1	PAVCCZ
	R512	D0GB101JA065	M 100 OHM, J, 1/10W	1	
	R513	D0GB103JA065	M 10K OHM J 1/10W	1	
	R514	D0GB103JA065	M 10K OHM J 1/10W	1	
	R515	D0GB103JA065	M 10K OHM J 1/10W	1	
	R516	D0GB101JA065	M 100 OHM, J, 1/10W	1	
	R517	D0GD474JA052	M 470KOHM, J, 1/4W	1	PAVCCZ
	R518	D0GFR47JA020	M 0.47OHM, J, 1/4W	1	PAVCCZ
	R519	D0GFR47JA020	M 0.47OHM, J, 1/4W	1	PAVCCZ
	R520	D0GFR47JA020	M 0.47OHM, J, 1/4W	1	PAVCCZ
	R600	ERX2FZJR15H	M 0.15 OHM J 2W	1	
	R601	D0GF333JA048	M 33 KOHM. 1/3W	1	PAVCCZ
	R602	D0GF333JA048	M 33 KOHM. 1/3W	1	PAVCCZ
	R603	D0GF333JA048	M 33 KOHM. 1/3W	1	PAVCCZ
	R604	D1BB3302A055	M 33KOHM, J, 1/10W	1	
	R605	D1BB2702A055	M 27KOHM, J, 1/10W	1	
	R606	D1BB2701A055	M 2.7KOHM, J, 1/10W	1	
	R608	D0GB103JA065	M 10K OHM J 1/10W	1	
	R609	ERX2FZJR15H	M 0.15 OHM J 2W	1	
	R610	D0GF333JA048	M 33 KOHM. 1/3W	1	PAVCCZ
	R611	D0GF333JA048	M 33 KOHM. 1/3W	1	PAVCCZ
	R701	D1BB4702A055	M 47KOHM, J, 1/10W	1	
	R702	D1BB4702A055	M 47KOHM, J, 1/10W	1	
	R703	D1BB4702A055	M 47KOHM, J, 1/10W	1	
	R704	D1BB4702A055	M 47KOHM, J, 1/10W	1	
	R705	D1BB2702A055	M 27KOHM, J, 1/10W	1	
	R706	D0GBR00J0004	M 0 OHM J 1/10W	1	
	R707	D1BB2701A055	M 2.7KOHM, J, 1/10W	1	
	R710	D0GBR00J0004	M 0 OHM J 1/10W	1	
	R711	D0GB472JA065	M 4.7KOHM, J, 1/10W	1	
	R712	D0GB102JA065	M 1KOHM, J, 1/10W	1	
	R713	D0GB102JA065	M 1KOHM, J, 1/10W	1	
	R714	D0GB104JA065	M 100KOHM J 1/10W	1	
	R715	D0GD681JA052	M 680 OHM, J, 1/4W	1	PAVCCZ
	R716	D0GB102JA065	M 1KOHM, J, 1/10W	1	

Model No. : TX-P42ST30E/J, PF/PR42ST30 Parts List

Safety	Ref. No.	Part No.	Part Name & Description	Q'ty	Remarks
	R717	D0GD102JA052	M 1.0KOHM, J, 1/8W	1	PAVCCZ
	R718	D1BB2202A055	M 22KOHM, J, 1/10W	1	
	R719	D1BB3302A055	M 33KOHM, J, 1/10W	1	
	R720	D0GF391JA048	M 390 OHM. 1/3W	1	PAVCCZ
	R721	D0GFR22JA020	M 0.22OHM, J, 1/4W	1	PAVCCZ
	R722	D0GFR22JA020	M 0.22OHM, J, 1/4W	1	PAVCCZ
	R723	D0GFR10JA020	M 1 OHM, J, 1/3W	1	PAVCCZ
	R724	D0GB472JA065	M 4.7KOHM, J, 1/10W	1	
	R725	D0GB102JA065	M 1KOHM, J, 1/10W	1	
	R726	D0GD681JA052	M 680 OHM, J, 1/4W	1	PAVCCZ
	R727	D0GB473JA065	M 47KOHM J. 1/10W	1	PAVCCZ
	R728	D0GB473JA065	M 47KOHM J. 1/10W	1	PAVCCZ
	R729	D0GB473JA065	M 47KOHM J. 1/10W	1	PAVCCZ
	R730	D0GB473JA065	M 47KOHM J. 1/10W	1	PAVCCZ
	R731	D0GB473JA065	M 47KOHM J. 1/10W	1	PAVCCZ
	R732	D0GB473JA065	M 47KOHM J. 1/10W	1	PAVCCZ
	R733	D0GB473JA065	M 47KOHM J. 1/10W	1	PAVCCZ
	R734	D0GB473JA065	M 47KOHM J. 1/10W	1	PAVCCZ
	R735	D0GB473JA065	M 47KOHM J. 1/10W	1	PAVCCZ
	R736	D0GB473JA065	M 47KOHM J. 1/10W	1	PAVCCZ
	R737	D0GB473JA065	M 47KOHM J. 1/10W	1	PAVCCZ
	R738	D0GB473JA065	M 47KOHM J. 1/10W	1	PAVCCZ
	R739	D0GB473JA065	M 47KOHM J. 1/10W	1	PAVCCZ
	R740	D0GB473JA065	M 47KOHM J. 1/10W	1	PAVCCZ
	R741	D0GB473JA065	M 47KOHM J. 1/10W	1	PAVCCZ
	R742	D0GB473JA065	M 47KOHM J. 1/10W	1	PAVCCZ
	R743	D0GB473JA065	M 47KOHM J. 1/10W	1	PAVCCZ
	R744	D0GB473JA065	M 47KOHM J. 1/10W	1	PAVCCZ
	R745	D0GB473JA065	M 47KOHM J. 1/10W	1	PAVCCZ
	R746	D0GB473JA065	M 47KOHM J. 1/10W	1	PAVCCZ
	R747	D0GB473JA065	M 47KOHM J. 1/10W	1	PAVCCZ
	R748	D0GB473JA065	M 47KOHM J. 1/10W	1	PAVCCZ
	R749	D0GB473JA065	M 47KOHM J. 1/10W	1	PAVCCZ
	R750	D0GB473JA065	M 47KOHM J. 1/10W	1	PAVCCZ
	R751	D0GB511JA065	M510 OHM J 1/10W	1	PAVCCZ
	R0902	D0GA473JA015	M 47KOHM, J, 1/16W	1	
	R0903	D0GA272JA023	M 2.7KOHM, J, 1/16W	1	
	R0904	D0GA272JA023	M 2.7KOHM, J, 1/16W	1	
	R0905	D0GA272JA023	M 2.7KOHM, J, 1/16W	1	
	R0906	D0GA272JA023	M 2.7KOHM, J, 1/16W	1	
	R0907	D0GA222JA023	M 2.2KOHM, J, 1/16W	1	
	R0908	D0GA222JA023	M 2.2KOHM, J, 1/16W	1	
	R0909	D0GA272JA023	M 2.7KOHM, J, 1/16W	1	
	R0910	D0GA272JA023	M 2.7KOHM, J, 1/16W	1	
	R0911	EXB28V332J	M 3.3 KOHM 1/32 W	1	
	R0912	D0GA101JA015	M 100 OHM, J, 1/16W	1	
	R0913	D0GA101JA015	M 100 OHM, J, 1/16W	1	
	R0951	D0GA473JA015	M 47KOHM, J, 1/16W	1	
	R0952	D0GA102JA023	M1KOHM, J, 1/16 W	1	
	R1201	D0GA103JA015	M 10KOHM, J, 1/16W	1	
	R1202	D0GA103JA015	M 10KOHM, J, 1/16W	1	
	R1305	D0GA103JA015	M 10KOHM, J, 1/16W	1	
	R1350	D0GA103JA015	M 10KOHM, J, 1/16W	1	
	R2012	D0GA103JA015	M 10KOHM, J, 1/16W	1	
	R2705	D0GA101JA015	M 100 OHM, J, 1/16W	1	
	R2752	D0GA184JA023	M 180KOHM J. 1/16W	1	
	R2810	D0GB470JA065	M 47 OHM, J, 1/10W	1	
	R2811	D0GB104JA065	M 100KOHM J 1/10W	1	
	R2812	D0GB224JA065	M 220KOHM, J, 1/10W	1	PAVCCZ
	R2813	D0GB223JA065	M 22KOHM, J, 1/10W	1	PAVCCZ
	R2814	D0GB103JA065	M 10K OHM J 1/10W	1	
	R2815	D0GB473JA065	M 47KOHM J. 1/10W	1	PAVCCZ

Model No. : TX-P42ST30E/J, PF/PR42ST30 Parts List

Safety	Ref. No.	Part No.	Part Name & Description	Q'ty	Remarks
	R2816	D1BB1621A055	M1.62KOHM,J.1/10W	1	
	R2817	D0GB223JA065	M 22KOHM,J,1/10W	1	PAVCCZ
	R2818	D0GB473JA065	M 47KOHM J. 1/10W	1	PAVCCZ
	R2819	D1BB4301A055	M4.30KOHM,J.1/10W	1	
	R3001	D0GA102JA023	M1KOHM, J.1/16 W	1	
	R3002	D0GA122JA023	M 1.2KOHM, J,1/16W	1	
	R3003	D0GA103JA015	M 10KOHM,J,1/16W	1	
	R3004	D0GA103JA015	M 10KOHM,J,1/16W	1	
	R3030	D0GA101JA015	M 100 OHM, J,1/16W	1	
	R3104	D0GBR00J0004	M 0 OHM J 1/10W	1	
	R3106	D0GA333JA023	M 33KOHM,J,1/16W	1	
	R3107	D0GA333JA023	M 33KOHM,J,1/16W	1	
	R3109	D1BF75R0A011	M 75.0 OHM, 1/4W	1	PAVCCZ
	R3117	D0GA221JA023	M220 OHM, J.1/16 W	1	
	R3121	EXB28V221J	M220 OHM 1/32 W	1	
	R3129	D0GA104JA023	M100KOHM, J.1/16 W	1	
	R3137	D0GD750JA052	M 75 OHM,J,1/8W	1	PAVCCZ
	R3141	D1BF75R0A011	M 75.0 OHM, 1/4W	1	PAVCCZ
	R3142	D1BF75R0A011	M 75.0 OHM, 1/4W	1	PAVCCZ
	R3143	D1BF75R0A011	M 75.0 OHM, 1/4W	1	PAVCCZ
	R3147	D1BF75R0A011	M 75.0 OHM, 1/4W	1	PAVCCZ
	R3153	D0GA221JA023	M220 OHM, J.1/16 W	1	
	R3157	EXB28V221J	M220 OHM 1/32 W	1	
	R3163	D0GA104JA023	M100KOHM, J.1/16 W	1	
	R3164	D0GA104JA023	M100KOHM, J.1/16 W	1	
	R3167	D0GA333JA023	M 33KOHM,J,1/16W	1	
	R3168	D0GA333JA023	M 33KOHM,J,1/16W	1	
	R3171	D0GA222JA023	M 2.2KOHM, J,1/16W	1	
	R3172	D0GA222JA023	M 2.2KOHM, J,1/16W	1	
	R3173	EXB28V221J	M220 OHM 1/32 W	1	
	R3174	D0GA221JA023	M220 OHM, J.1/16 W	1	
	R3175	D0GA221JA023	M220 OHM, J.1/16 W	1	
	R3179	D0GA331JA023	M 330 OHM, J,1/16W	1	
	R3180	D0GA331JA023	M 330 OHM, J,1/16W	1	
	R3181	D1BD75R0A066	M 75.0 OHM,J.1/8 W	1	
	R3182	D1BD75R0A066	M 75.0 OHM,J.1/8 W	1	
	R3183	D1BD75R0A066	M 75.0 OHM,J.1/8 W	1	
	R3184	D0GA104JA023	M100KOHM, J.1/16 W	1	
	R3185	D0GA104JA023	M100KOHM, J.1/16 W	1	
	R3186	D0GA333JA023	M 33KOHM,J,1/16W	1	
	R3187	D0GA333JA023	M 33KOHM,J,1/16W	1	
	R3190	D0GA222JA023	M 2.2KOHM, J,1/16W	1	
	R3191	D0GA222JA023	M 2.2KOHM, J,1/16W	1	
	R3192	EXB28V820JX	M 82 OHM 1/32 W	1	
	R3194	D0GA331JA023	M 330 OHM, J,1/16W	1	
	R3195	D0GA331JA023	M 330 OHM, J,1/16W	1	
	R3198	D0GA680JA023	M 68 OHM, J,1/16W	1	
	R3202	D1BF75R0A011	M 75.0 OHM, 1/4W	1	PAVCCZ
	R3204	D1BA2152A014	M21.5KOHM,J.1/16 W	1	PAVCCZ
	R3206	D1BA1302A014	M 13KOHM,J.1/16 W	1	
	R3208	D0GA273JA023	M 27K OHM J ,1/16W	1	
	R3212	D0GA680JA023	M 68 OHM, J,1/16W	1	
	R3213	D0GA473JA015	M 47KOHM, J,1/16W	1	
	R3290	D0GA473JA015	M 47KOHM, J,1/16W	1	
	R3291	D0GA473JA015	M 47KOHM, J,1/16W	1	
	R4548	D0GA220JA023	M22 OHM, J.1/16 W	1	
	R4549	D0GA151JA023	M 150 OHM, J,1/16W	1	
	R4550	D0GA151JA023	M 150 OHM, J,1/16W	1	
	R4551	D0GA151JA023	M 150 OHM, J,1/16W	1	
	R4552	D0GA560JA023	M 56 OHM, J,1/16W	1	
	R4553	D0GA103JA015	M 10KOHM,J,1/16W	1	
	R4554	D0GA102JA023	M1KOHM, J.1/16 W	1	

Model No. : TX-P42ST30E/J, PF/PR42ST30 Parts List

Safety	Ref. No.	Part No.	Part Name & Description	Q'ty	Remarks
	R4563	D0GA103JA015	M 10KOHM, J, 1/16W	1	
	R4599	D0GA473JA015	M 47KOHM, J, 1/16W	1	
	R4702	D0GA103JA015	M 10KOHM, J, 1/16W	1	
	R4708	D0GA103JA015	M 10KOHM, J, 1/16W	1	
	R4709	D0GA103JA015	M 10KOHM, J, 1/16W	1	
	R4710	EXB28V473JX	M 47KOHM 1/32 W	1	
	R4711	D0GA102JA023	M1KOHM, J.1/16 W	1	
	R4715	D0GA103JA015	M 10KOHM, J, 1/16W	1	
	R4721	D0GA103JA015	M 10KOHM, J, 1/16W	1	
	R4722	D0GA103JA015	M 10KOHM, J, 1/16W	1	
	R4723	EXB28V473JX	M 47KOHM 1/32 W	1	
	R4724	D0GA102JA023	M1KOHM, J.1/16 W	1	
	R4748	D0GA680JA023	M 68 OHM, J, 1/16W	1	
	R4749	D0GA680JA023	M 68 OHM, J, 1/16W	1	
	R4750	D0GA680JA023	M 68 OHM, J, 1/16W	1	
	R4751	D0GA680JA023	M 68 OHM, J, 1/16W	1	
	R4763	D0GA104JA023	M100KOHM, J.1/16 W	1	
	R4767	D0GA392JA023	M 3.9KOHM, J, 1/16W	1	
	R4770	D0GA473JA015	M 47KOHM, J, 1/16W	1	
	R4771	D0GA152JA023	M 1.5KOHM, J, 0.063W	1	
	R4772	D0GA152JA023	M 1.5KOHM, J, 0.063W	1	
	R4774	D0GA473JA015	M 47KOHM, J, 1/16W	1	
	R4775	D0GA473JA015	M 47KOHM, J, 1/16W	1	
	R4780	D0GA121JA023	M 120 OHM, J, 1/16W	1	
	R4781	D0GA680JA023	M 68 OHM, J, 1/16W	1	
	R4783	D0GA103JA015	M 10KOHM, J, 1/16W	1	
	R4784	D0GA103JA015	M 10KOHM, J, 1/16W	1	
	R4785	D0GA680JA023	M 68 OHM, J, 1/16W	1	
	R4786	D0GA680JA023	M 68 OHM, J, 1/16W	1	
	R4787	D0GA680JA023	M 68 OHM, J, 1/16W	1	
	R4788	D0GA103JA015	M 10KOHM, J, 1/16W	1	
	R4789	D0GA103JA015	M 10KOHM, J, 1/16W	1	
	R4790	D0GA680JA023	M 68 OHM, J, 1/16W	1	
	R4791	D0GA680JA023	M 68 OHM, J, 1/16W	1	
	R4792	EXB28V473JX	M 47KOHM 1/32 W	1	
	R4793	D0GA102JA023	M1KOHM, J.1/16 W	1	
	R4794	D0GA103JA015	M 10KOHM, J, 1/16W	1	
	R4795	D0GA103JA015	M 10KOHM, J, 1/16W	1	
	R4796	EXB28V473JX	M 47KOHM 1/32 W	1	
	R4797	D0GA102JA023	M1KOHM, J.1/16 W	1	
	R4798	D0GA273JA023	M 27K OHM J, 1/16W	1	
	R4800	D0GA103JA015	M 10KOHM, J, 1/16W	1	
	R4802	D0GAR00J0005	M 0 OHM, 1/16W	1	
	R4814	D0GA103JA015	M 10KOHM, J, 1/16W	1	
	R4910	D0GA472JA023	M 4.7KOHM, J, 1/16W	1	
	R4911	D0GA102JA023	M1KOHM, J.1/16 W	1	
	R4913	D0GA103JA015	M 10KOHM, J, 1/16W	1	
	R4914	EXB28V220J	M 22 OHM 1/32 W	1	
	R4921	D0GA103JA015	M 10KOHM, J, 1/16W	1	
	R4970	D1BB1403A055	M 140KOHM, J.1/10W	1	
	R4971	D1BB1403A055	M 140KOHM, J.1/10W	1	
	R4972	D0GA103JA015	M 10KOHM, J, 1/16W	1	
	R4973	D0GA103JA015	M 10KOHM, J, 1/16W	1	
	R4974	D0GA101JA015	M 100 OHM, J, 1/16W	1	
	R4975	D0GA473JA015	M 47KOHM, J, 1/16W	1	
	R4976	D0GA103JA015	M 10KOHM, J, 1/16W	1	
	R4978	D0GA101JA015	M 100 OHM, J, 1/16W	1	
	R4979	D0GA101JA015	M 100 OHM, J, 1/16W	1	
	R4984	D0GA473JA015	M 47KOHM, J, 1/16W	1	
	R4985	D0GA103JA015	M 10KOHM, J, 1/16W	1	
	R4987	D0GA102JA023	M1KOHM, J.1/16 W	1	
	R5000	D0GA102JA023	M1KOHM, J.1/16 W	1	

Model No. : TX-P42ST30E/J, PF/PR42ST30 Parts List

Safety	Ref. No.	Part No.	Part Name & Description	Q'ty	Remarks
	R5001	D0GA473JA015	M 47KOHM, J,1/16W	1	
	R5009	D0GA103JA015	M 10KOHM,J,1/16W	1	
	R5010	D0GA222JA023	M 2.2KOHM, J,1/16W	1	
	R5011	D0GA104JA023	M100KOHM, J.1/16 W	1	
	R5012	D0GA223JA023	M 22K OHM J 1/16W	1	
	R5013	D0GA103JA015	M 10KOHM,J,1/16W	1	
	R5440	D0GA390JA023	M 39 OHM, J,1/16W	1	
	R5441	D1BB1002A055	M 10KOHM,J.1/10W	1	
	R5442	D1BB1002A055	M 10KOHM,J.1/10W	1	
	R5443	D1BB5362A055	M53.6KOHM,J.1/10W	1	PAVCCZ
	R5652	D1BB2101A087	M 2.1KOHM,J.1/10W	1	
	R5653	D1BB2402A055	M 24KOHM,J.1/10W	1	
	R5655	D1BA1001A014	M 1KOHM,J. 1/16 W	1	
	R5658	D0GAR00J0005	M 0 OHM, 1/16W	1	
	R5660	D0GA472JA023	M 4.7KOHM, J,1/16W	1	
	R5661	D0GA472JA023	M 4.7KOHM, J,1/16W	1	
	R5664	D0GA472JA023	M 4.7KOHM, J,1/16W	1	
	R5665	D0GA471JA023	M 470OHM, J,1/16W	1	
	R5686	D0GA390JA023	M 39 OHM, J,1/16W	1	
	R5687	D1BB1002A055	M 10KOHM,J.1/10W	1	
	R5705	D0GA472JA023	M 4.7KOHM, J,1/16W	1	
	R5706	D0GA472JA023	M 4.7KOHM, J,1/16W	1	
	R5900	D0GA390JA023	M 39 OHM, J,1/16W	1	
	R5901	D1BB1002A055	M 10KOHM,J.1/10W	1	
	R5902	D1BB5362A055	M53.6KOHM,J.1/10W	1	PAVCCZ
	R5904	D1BB3002A055	M 30KOHM,J.1/10W	1	
	R5906	D1BA4642A014	M46.4KOHM,J.1/16 W	1	PAVCCZ
	R5907	D0GB363JA065	M 36K OHM J 1/10W	1	PAVCCZ
	R5910	D0GA472JA023	M 4.7KOHM, J,1/16W	1	
	R5911	D0GA472JA023	M 4.7KOHM, J,1/16W	1	
	R5912	D0GA472JA023	M 4.7KOHM, J,1/16W	1	
	R5913	D0GA472JA023	M 4.7KOHM, J,1/16W	1	
	R5916	D0GA683JA023	M 68KOHM, J,1/16W	1	
	R5917	D0GA560JA023	M 56 OHM, J,1/16W	1	
	R6953	D0GAR00J0005	M 0 OHM, 1/16W	1	
	R6956	D0GAR00J0005	M 0 OHM, 1/16W	1	
	R6957	D0GAR00J0005	M 0 OHM, 1/16W	1	
	R8008	D0GA331JA023	M 330 OHM, J,1/16W	1	
	R8100	D1BB1271A087	M1.27KOHM,J.1/16W	1	PAVCCZ
	R8102	D1BB2101A087	M 2.1KOHM,J.1/10W	1	
	R8104	D1BB8200A087	M 820 OHM,J.1/10W	1	
	R8106	D1BB2001A087	M 2KOHM,J.1/10W	1	
	R8108	D0GB100JA065	M 10 OHM J 1/10W	1	
	R8110	D0GB100JA065	M 10 OHM J 1/10W	1	
	R8114	D0GA303JA023	M 30K OHM J 0.063W	1	PAVCCZ
	R8118	D0GA183JA023	M 18K OHM J.1/16W	1	
	R8200	D1BA2400A014	M 240 OHM,J.1/16 W	1	
	R8201	D1BA1001A014	M 1KOHM,J. 1/16 W	1	
	R8202	D1BA1001A014	M 1KOHM,J. 1/16 W	1	
	R8203	D1BA1001A014	M 1KOHM,J. 1/16 W	1	
	R8204	D1BA1001A014	M 1KOHM,J. 1/16 W	1	
	R8205	D1BA1001A014	M 1KOHM,J. 1/16 W	1	
	R8206	D1BA1001A014	M 1KOHM,J. 1/16 W	1	
	R8207	D1BA1001A014	M 1KOHM,J. 1/16 W	1	
	R8208	D1BA1001A014	M 1KOHM,J. 1/16 W	1	
	R8209	D0GA111JA023	M 110 OHM, J.1/16W	1	
	R8210	D0GA111JA023	M 110 OHM, J.1/16W	1	
	R8211	D1BA2400A014	M 240 OHM,J.1/16 W	1	
	R8212	D1BA2400A014	M 240 OHM,J.1/16 W	1	
	R8213	D0GA103JA015	M 10KOHM,J,1/16W	1	
	R8214	D0GA103JA015	M 10KOHM,J,1/16W	1	
	R8215	D1BA2400A014	M 240 OHM,J.1/16 W	1	



Model No. : TX-P42ST30E/J, PF/PR42ST30 Parts List

Safety	Ref. No.	Part No.	Part Name & Description	Q'ty	Remarks
	R8216	D1BA1001A014	M 1KOHM, J. 1/16 W	1	
	R8217	D1BA1001A014	M 1KOHM, J. 1/16 W	1	
	R8218	EXB28V220J	M 22 OHM 1/32 W	1	
	R8219	EXB28V220J	M 22 OHM 1/32 W	1	
	R8220	EXB28V220J	M 22 OHM 1/32 W	1	
	R8221	EXB28V220J	M 22 OHM 1/32 W	1	
	R8222	EXB28V220J	M 22 OHM 1/32 W	1	
	R8223	EXB28V220J	M 22 OHM 1/32 W	1	
	R8224	EXB28V220J	M 22 OHM 1/32 W	1	
	R8225	EXB28V220J	M 22 OHM 1/32 W	1	
	R8226	EXB28V220J	M 22 OHM 1/32 W	1	
	R8227	EXB28V220J	M 22 OHM 1/32 W	1	
	R8228	EXB28V220J	M 22 OHM 1/32 W	1	
	R8229	EXB28V220J	M 22 OHM 1/32 W	1	
	R8230	D0GA220JA023	M22 OHM, J.1/16 W	1	
	R8231	D0GA220JA023	M22 OHM, J.1/16 W	1	
	R8232	D0GA220JA023	M22 OHM, J.1/16 W	1	
	R8301	D0GA471JA023	M 470OHM, J,1/16W	1	
	R8302	D0GA360JA023	M 36 OHM, J,1/16W	1	PAVCCZ
	R8303	D0GA360JA023	M 36 OHM, J,1/16W	1	PAVCCZ
	R8304	D1BA6201A014	M 6.2KOHM, J.1/16 W	1	
	R8305	D1BA6201A014	M 6.2KOHM, J.1/16 W	1	
	R8307	D1BA6201A014	M 6.2KOHM, J.1/16 W	1	
	R8400	D0GA680JA023	M 68 OHM, J,1/16W	1	
	R8401	D0GA680JA023	M 68 OHM, J,1/16W	1	
	R8402	D0GA680JA023	M 68 OHM, J,1/16W	1	
	R8403	D0GA680JA023	M 68 OHM, J,1/16W	1	
	R8404	D0GA680JA023	M 68 OHM, J,1/16W	1	
	R8405	D0GA680JA023	M 68 OHM, J,1/16W	1	
	R8406	EXB2HV680J	M 68 OHM 1/16 W	1	
	R8407	EXB2HV680J	M 68 OHM 1/16 W	1	
	R8408	EXB2HV680J	M 68 OHM 1/16 W	1	
	R8409	EXB28V680JX	M 68 OHM 1/32 W	1	
	R8410	EXB2HV680J	M 68 OHM 1/16 W	1	
	R8411	EXB2HV680J	M 68 OHM 1/16 W	1	
	R8418	D0GA103JA015	M 10KOHM, J,1/16W	1	
	R8421	EXB2HV101J	M 100 OHM 1/16 W	1	
	R8424	D0GA223JA023	M 22K OHM J 1/16W	1	
	R8425	D0GA223JA023	M 22K OHM J 1/16W	1	
	R8426	D0GA473JA015	M 47KOHM, J,1/16W	1	
	R8427	D0GA473JA015	M 47KOHM, J,1/16W	1	
	R8429	D0GA103JA015	M 10KOHM, J,1/16W	1	
	R8433	D0GA103JA015	M 10KOHM, J,1/16W	1	
	R8434	D0GA103JA015	M 10KOHM, J,1/16W	1	
	R8435	D0GA223JA023	M 22K OHM J 1/16W	1	
	R8436	EXB2HV101J	M 100 OHM 1/16 W	1	
	R8437	EXB2HV473JV	M 47 KOHM 1/16 W	1	
	R8438	EXB2HV103JV	M 10 KOHM 1/16 W	1	
	R8440	D0GA103JA015	M 10KOHM, J,1/16W	1	
	R8441	D0GA103JA015	M 10KOHM, J,1/16W	1	
	R8442	D0GA103JA015	M 10KOHM, J,1/16W	1	
	R8601	D0GA101JA015	M 100 OHM, J,1/16W	1	
	R8602	D0GA101JA015	M 100 OHM, J,1/16W	1	
	R8603	D0GA101JA015	M 100 OHM, J,1/16W	1	
	R8606	D0GA472JA023	M 4.7KOHM, J,1/16W	1	
	R8607	D0GA472JA023	M 4.7KOHM, J,1/16W	1	
	R8608	D0GA102JA023	M1KOHM, J.1/16 W	1	
	R8609	D1BA6491A014	M6.49KOHM, J.1/16 W	1	
	R8610	D0GA221JA023	M220 OHM, J.1/16 W	1	
	R8615	D0GA105JA023	M 1M OHM, J,1/16W	1	
	R8616	D0GA472JA023	M 4.7KOHM, J,1/16W	1	
	R8617	D0GA103JA015	M 10KOHM, J,1/16W	1	






Model No. : TX-P42ST30E/J, PF/PR42ST30 Parts List

Safety	Ref. No.	Part No.	Part Name & Description	Q'ty	Remarks
	R8618	D0GA103JA015	M 10KOHM, J, 1/16W	1	
	R8620	D0GA103JA015	M 10KOHM, J, 1/16W	1	
	R8621	D0GA103JA015	M 10KOHM, J, 1/16W	1	
	R8624	D0GA560JA023	M 56 OHM, J, 1/16W	1	
	R8625	D0GA560JA023	M 56 OHM, J, 1/16W	1	
	R8626	D0GA560JA023	M 56 OHM, J, 1/16W	1	
	R8627	D0GA560JA023	M 56 OHM, J, 1/16W	1	
	R8628	D0GA560JA023	M 56 OHM, J, 1/16W	1	
	R8629	D0GA560JA023	M 56 OHM, J, 1/16W	1	
	R8630	D1HG1038A002	NETWORK RESISTER	1	
	R8632	EXB28V560JX	M 56 OHM 1/32 W	1	
	R8634	EXB28V560JX	M 56 OHM 1/32 W	1	
	R8635	EXB28V101JX	M 100 OHM 1/32 W	1	
	R8636	D0GA220JA023	M22 OHM, J, 1/16 W	1	
	R8637	D0GA272JA023	M 2.7KOHM, J, 1/16W	1	
	R8638	D0GA272JA023	M 2.7KOHM, J, 1/16W	1	
	R8639	D0GA103JA015	M 10KOHM, J, 1/16W	1	
	R8640	D0GA103JA015	M 10KOHM, J, 1/16W	1	
	R8648	D0GA273JA023	M 27K OHM J, 1/16W	1	
	R8656	D0GA103JA015	M 10KOHM, J, 1/16W	1	
	R8661	D0GA103JA015	M 10KOHM, J, 1/16W	1	
	R8681	D1BA75R0A014	M 75 OHM, J, 1/16 W	1	
	R8682	D1BA75R0A014	M 75 OHM, J, 1/16 W	1	
	R8683	D1BA75R0A014	M 75 OHM, J, 1/16 W	1	
	R8684	D1BA75R0A014	M 75 OHM, J, 1/16 W	1	
	R8697	D0GA101JA015	M 100 OHM, J, 1/16W	1	
	R8698	D0GA101JA015	M 100 OHM, J, 1/16W	1	
	R8699	D0GA101JA015	M 100 OHM, J, 1/16W	1	
	R8716	D1BB1911A087	M1.91KOHM, J, 1/16W	1	PAVCCZ
	R8718	D1BB8200A087	M 820 OHM, J, 1/10W	1	
	R8720	D0GB100JA065	M 10 OHM J 1/10W	1	
	R8722	D0GA273JA023	M 27K OHM J, 1/16W	1	
	R8742	D1BB5362A055	M53.6KOHM, J, 1/10W	1	PAVCCZ
	R8743	D1BB1002A055	M 10KOHM, J, 1/10W	1	
	R8744	D0GA390JA023	M 39 OHM, J, 1/16W	1	
	R8745	D1BB1002A055	M 10KOHM, J, 1/10W	1	
	R8746	D0GA222JA023	M 2.2KOHM, J, 1/16W	1	
	R8747	D0GA683JA023	M 68KOHM, J, 1/16W	1	
	R8748	D0GA473JA015	M 47KOHM, J, 1/16W	1	
	R8749	D0GA222JA023	M 2.2KOHM, J, 1/16W	1	
	R8750	D0GA392JA023	M 3.9KOHM, J, 1/16W	1	
	R8751	D0GA222JA023	M 2.2KOHM, J, 1/16W	1	
	R8752	D0GA332JA023	M 3.3KOHM, J, 1/16W	1	
	R8753	D0GA102JA023	M1KOHM, J, 1/16 W	1	
	R8754	D0GA103JA015	M 10KOHM, J, 1/16W	1	
	R8755	D0GA221JA023	M220 OHM, J, 1/16 W	1	
	R8756	D0GA104JA023	M100KOHM, J, 1/16 W	1	
	R8757	D0GD102JA052	M 1.0KOHM, J, 1/8W	1	PAVCCZ
	R8758	D0GA472JA023	M 4.7KOHM, J, 1/16W	1	
	R8759	D0GA472JA023	M 4.7KOHM, J, 1/16W	1	
	R8760	D0GA103JA015	M 10KOHM, J, 1/16W	1	
	R8765	D0GA103JA015	M 10KOHM, J, 1/16W	1	
	R8768	D0GA390JA023	M 39 OHM, J, 1/16W	1	
	R8769	D1BB4301A055	M4.30KOHM, J, 1/10W	1	
	R8770	D1BB3922A055	M39.2KOHM, 1/10W	1	PAVCCZ
	R8771	D1BB1002A055	M 10KOHM, J, 1/10W	1	
	R8772	D0GA472JA023	M 4.7KOHM, J, 1/16W	1	
	R8773	D0GA472JA023	M 4.7KOHM, J, 1/16W	1	
	R8774	D0GA563JA023	M 56KOHM, J, 0.063W	1	PAVCCZ
	R8775	D0GA473JA015	M 47KOHM, J, 1/16W	1	
	R8806	D1BA7151A014	M7.15KOHM, J, 1/16 W	1	
	R8807	D0GA102JA023	M1KOHM, J, 1/16 W	1	

Model No. : TX-P42ST30E/J, PF/PR42ST30 Parts List

Safety	Ref. No.	Part No.	Part Name & Description	Q'ty	Remarks
	R8811	D0GA103JA015	M 10KOHM, J, 1/16W	1	
	R8816	D0GA103JA015	M 10KOHM, J, 1/16W	1	
	R8818	D0GA103JA015	M 10KOHM, J, 1/16W	1	
	R8819	D0GA103JA015	M 10KOHM, J, 1/16W	1	
	R8820	D0GA103JA015	M 10KOHM, J, 1/16W	1	
	R8821	D0GA473JA015	M 47KOHM, J, 1/16W	1	
	R8824	D0GA103JA015	M 10KOHM, J, 1/16W	1	
	R8831	D0GA103JA015	M 10KOHM, J, 1/16W	1	
	R8835	D0GA103JA015	M 10KOHM, J, 1/16W	1	
	R8848	D0GA102JA023	M 1KOHM, J, 1/16 W	1	
	R8849	D0GA103JA015	M 10KOHM, J, 1/16W	1	
	R8852	D0GA243JA023	M 24K OHM J 0.063W	1	
	R8909	D0GA222JA023	M 2.2KOHM, J, 1/16W	1	
	R8910	D0GA103JA015	M 10KOHM, J, 1/16W	1	
	R8914	D0GA472JA023	M 4.7KOHM, J, 1/16W	1	
	R8921	D0GA223JA023	M 22K OHM J 1/16W	1	
	R8964	D0GA472JA023	M 4.7KOHM, J, 1/16W	1	
	R8972	EXB2HV680J	M 68 OHM 1/16 W	1	
	R9035	D0GA103JA015	M 10KOHM, J, 1/16W	1	
	R9103	D0GA101JA015	M 100 OHM, J, 1/16W	1	
	R9104	D0GA101JA015	M 100 OHM, J, 1/16W	1	
	R9105	D0GA473JA015	M 47KOHM, J, 1/16W	1	
	R9198	EXB28V101JX	M 100 OHM 1/32 W	1	
	R9203	D0GA272JA023	M 2.7KOHM, J, 1/16W	1	
	R9205	D0GA333JA023	M 33KOHM, J, 1/16W	1	
	R9206	D0GA563JA023	M 56KOHM, J, 0.063W	1	PAVCCZ
	R9208	EXB2HV470JV	M 47 OHM 1/16 W	1	
	R9209	EXB2HV470JV	M 47 OHM 1/16 W	1	
	R9224	D0GA470JA023	M 47 OHM, J, 1/16W	1	
	R9226	D0GA470JA023	M 47 OHM, J, 1/16W	1	
	R9247	D0GA470JA023	M 47 OHM, J, 1/16W	1	
	R9307	D0GA330JA023	M 33 OHM, J, 1/16W	1	
	R9308	D0GA330JA023	M 33 OHM, J, 1/16W	1	
	R9320	D0GA182JA023	M 1.8KOHM, J, 0.063W	1	
	R9321	D0GA105JA023	M 1M OHM, J, 1/16W	1	
	R9324	D0GB122JA065	M 1.2KOHM J 1/10W	1	PAVCCZ
	R9325	D0GB122JA065	M 1.2KOHM J 1/10W	1	PAVCCZ
	R9326	D0GB122JA065	M 1.2KOHM J 1/10W	1	PAVCCZ
	R9327	D0GB122JA065	M 1.2KOHM J 1/10W	1	PAVCCZ
	R9329	D0GA102JA023	M 1KOHM, J, 1/16 W	1	
	R9330	D0GA102JA023	M 1KOHM, J, 1/16 W	1	
	R9400	EXB2HV103JV	M 10 KOHM 1/16 W	1	
	R9401	EXB2HV103JV	M 10 KOHM 1/16 W	1	
	R9402	EXB28V103JX	M 10KOHM 1/32 W	1	
	R9533	EXB28V681J	M 680 OHM 1/32 W	1	PAVCCZ
	R9534	D0GA681JA023	M 680 OHM, J, 1/16W	1	
	R9535	EXB28V470JX	M 47 OHM 1/32 W	1	
	R9536	D0GA470JA023	M 47 OHM, J, 1/16W	1	
	R9608	EXB2HV470JV	M 47 OHM 1/16 W	1	
	R9609	EXB28V470JX	M 47 OHM 1/32 W	1	
	R9610	EXB28V470JX	M 47 OHM 1/32 W	1	
	R9611	EXB28V470JX	M 47 OHM 1/32 W	1	
	R9907	D0GA101JA015	M 100 OHM, J, 1/16W	1	
	RL100	K6B1AYY00064	RELAY	2	PAVCCZ
	RM2810	B3RAD0000168	REMOTE SENSOR	1	
	S10	K1KA03BA0061	3P CONNECTOR	1	
	S100	J0LY00000161	SERGE ABSORBER	1	PAVCCZ
	SN2810	B3JB000000078	IC	1	

Model No. : TX-P42ST30E/J, PF/PR42ST30 Parts List

Safety	Ref. No.	Part No.	Part Name & Description	Q'ty	Remarks
	SW2890	K0F126A00003	SWITCH	1	PAVCCZ
	T200	G4DYA0000288	TRANS	1	PAVCCZ
	T300	G4DYA0000286	TRANS	1	PAVCCZ
	T301	G4DYA0000287	TRANS	1	PAVCCZ
	T302	G4DYA0000287	TRANS	1	PAVCCZ
	T8601	G5BYC0000015	TRANS	1	
	TU4801	ENGST7302D5F	TUNER	1	PAVCCZ
	V14	K1KA06B00220	6P CONNECTOR	1	
	VR251	EVMAASA00B24	CONTROL 20KOHMB	1	PAVCCZ
	VR600	EVMAASA00B23	CONTROL 20KOHMB	1	
	X8300	H0J245500110	CRYSTAL	1	PAVCCZ
	X8600	H0J250500109	CRYSTAL	1	
	X9300	H0J200500091	CRYSTAL	1	PAVCCZ
	ZA100	K4ZZ01000206	TERMINAL	1	
	ZA600	K4ZZ01000206	TERMINAL	1	
	C10	K1MY20BA0345	20P CONNECTOR	1	
	C11	K1MY55BA0345	55P CONNECTOR	1	
	C14	K1KY03AA0719	3P CONNECTOR	1	
	C20	K1MY20BA0345	20P CONNECTOR	1	
	C21	K1MY55BA0345	55P CONNECTOR	1	
	C25	K1KY04B00013	4P CONNECTOR	1	PAVCCZ
	C14602	FlH1C105A145	C 1 uF 16 V	1	
	C14603	FlG1H1020008	C 1000PF 50V	1	
	C14605	FlG1H391A731	C 390PF, 50V	1	
	C14606	FlG1H391A731	C 390PF, 50V	1	
	C14607	FlG1H1020008	C 1000PF 50V	1	
	C14608	FlG1H391A731	C 390PF, 50V	1	
	C14609	FlG1H391A731	C 390PF, 50V	1	
	C14612	FlH1C105A145	C 1 uF 16 V	1	
	C14616	FlH1C105A145	C 1 uF 16 V	1	
	C14620	FlH1C105A145	C 1 uF 16 V	1	
	C14629	FlH1C105A145	C 1 uF 16 V	1	
	C14633	FlH1C105A145	C 1 uF 16 V	1	
	C14651	FlL2E104A028	C 0.10UF, 250V	1	
	C14652	FlL2E104A028	C 0.10UF, 250V	1	
	C14803	FlH1C105A145	C 1 uF 16 V	1	
	C14806	FlG1H1020008	C 1000PF 50V	1	
	C14807	FlG1H391A731	C 390PF, 50V	1	
	C14808	FlG1H391A731	C 390PF, 50V	1	
	C14809	FlG1H391A731	C 390PF, 50V	1	
	C14810	FlG1H391A731	C 390PF, 50V	1	
	C14813	FlH1C105A145	C 1 uF 16 V	1	
	C14817	FlH1C105A145	C 1 uF 16 V	1	
	C14821	FlH1C105A145	C 1 uF 16 V	1	
	C14825	FlH1C105A145	C 1 uF 16 V	1	
	C14834	FlH1C105A145	C 1 uF 16 V	1	
	C14851	FlL2E104A028	C 0.10UF, 250V	1	
	C14852	FlL2E104A028	C 0.10UF, 250V	1	
	C14902	FlH1C105A145	C 1 uF 16 V	1	
	C14903	FlH1C105A145	C 1 uF 16 V	1	
	C14904	FlH1C105A145	C 1 uF 16 V	1	
	C14905	FlG1H101A565	C 100PF 50V	1	
	C14906	FlH1C105A145	C 1 uF 16 V	1	
	C14907	FlH1C105A145	C 1 uF 16 V	1	

Model No. : TX-P42ST30E/J, PF/PR42ST30 Parts List

Safety	Ref. No.	Part No.	Part Name & Description	Q'ty	Remarks
	C14910	F1H1C105A145	C 1 uF 16 V	1	
	C14911	F1K1E475A134	C 4.7UF 25V	1	
	C16002	F1L2J562A022	C 5600PF, 630V	1	
	C16011	F2A2E191A264	E 190UF, 250V	1	PAVCCZ
	C16012	F2A2E191A264	E 190UF, 250V	1	PAVCCZ
	C16013	F2A2E191A264	E 190UF, 250V	1	PAVCCZ
	C16018	F0C2E115A280	C 1.1 UF 250 V	1	PAVCCZ
	C16024	F1L2J332A022	C 3300PF, 630V	1	
	C16042	ECJ1VB1H392K	C 3900UF, 50V	1	
	C16044	F1E2J821A002	C 820PF, 630V	1	
	C16052	ECJ1VB1H392K	C 3900UF, 50V	1	
	C16061	F1E2J821A002	C 820PF, 630V	1	
	C16073	F1E2J221A002	C 220PF, 630V	1	
	C16074	F1E2J221A002	C 220PF, 630V	1	
	C16101	F1L2J222A022	C 2200PF, 630V	1	
	C16104	F1H1E470A130	C 47PF, 25V	1	
	C16105	F1H1E470A130	C 47PF, 25V	1	
	C16131	F1K1E475A134	C 4.7UF 25V	1	
	C16132	F1H1C105A145	C 1 uF 16 V	1	
	C16133	F2A1E1010130	E 100UF, 25V	1	PAVCCZ
	C16135	F1K1E105A029	C 1UF, 25V	1	
	C16153	F1K1E475A134	C 4.7UF 25V	1	
	C16154	F1K1E475A134	C 4.7UF 25V	1	
	C16191	F1K1E475A134	C 4.7UF 25V	1	
	C16192	F1H1C105A145	C 1 uF 16 V	1	
	C16193	F2A1E4700094	E 47UF, 25V	1	
	C16195	F1K1E105A029	C 1UF, 25V	1	
	C16201	F0C2E405A279	C 4.0 UF 250 V	1	PAVCCZ
	C16202	F0C2E405A279	C 4.0 UF 250 V	1	PAVCCZ
	C16242	F1H1C105A145	C 1 uF 16 V	1	
	C16243	ECJ1VB1H103K	C 0.01UF, 50V	1	
	C16244	F1J1A106A087	C 10UF, 10V	1	
	C16271	F2A1E151B705	E 150UF, 25V	1	PAVCCZ
	C16280	F1K1E105A029	C 1UF, 25V	1	
	C16286	F1H1H104A970	C 0.1UF, , 50V	1	
	C16287	F1H1H104A970	C 0.1UF, , 50V	1	
	C16315	ECJ1VB1A105K	C 1UF, 10V	1	
	C16316	ECJ1XB1C104K	C 0.1UF, Z, 16V	1	
	C16317	ECJ1VB1A105K	C 1UF, 10V	1	
	C16318	F1J1H104A717	C 0.1UF, 50V	1	
	C16319	F1J1H104A717	C 0.1UF, 50V	1	
	C16328	F2A2T131A021	E 130UF, 220V	1	PAVCCZ
	C16330	F0C2E115A280	C 1.1 UF 250 V	1	PAVCCZ
	C16361	F1L2J1020001	C 1000PF, 630V	1	
	C16362	F1L2J562A022	C 5600PF, 630V	1	
	C16401	F1L2J562A022	C 5600PF, 630V	1	
	C16411	F2A2E191A264	E 190UF, 250V	1	PAVCCZ
	C16412	F2A2E191A264	E 190UF, 250V	1	PAVCCZ
	C16413	F2A2E191A264	E 190UF, 250V	1	PAVCCZ
	C16415	F0C2E115A280	C 1.1 UF 250 V	1	PAVCCZ
	C16421	F1L2J562A022	C 5600PF, 630V	1	
	C16441	ECJ1VB1H392K	C 3900UF, 50V	1	
	C16451	ECJ1VB1H392K	C 3900UF, 50V	1	
	C16460	F1E2J222A002	C 2200PF, 630V	1	
	C16472	ECJ1VB1A105K	C 1UF, 10V	1	
	C16490	F1H1C105A145	C 1 uF 16 V	1	
	C16502	F1K1E475A134	C 4.7UF 25V	1	
	C16503	F2A1E151B705	E 150UF, 25V	1	PAVCCZ
	C16505	F1K1E105A029	C 1UF, 25V	1	
	C16506	F1H1C105A145	C 1 uF 16 V	1	
	C16507	F0C2E115A280	C 1.1 UF 250 V	1	PAVCCZ
	C16531	F1K1E475A134	C 4.7UF 25V	1	

Model No. : TX-P42ST30E/J, PF/PR42ST30 Parts List

Safety	Ref. No.	Part No.	Part Name & Description	Q'ty	Remarks
	C16534	FlH1C105A145	C 1 uF 16 V	1	
	C16551	FlK1E475A134	C 4.7UF 25V	1	
	C16561	FlJ1A106A087	C 10UF, 10V	1	
	C16562	FlH1C105A145	C 1 uF 16 V	1	
	C16564	FlH1C105A145	C 1 uF 16 V	1	
	C16565	ECJ1VB1H103K	C 0.01UF, 50V	1	
	C16566	ECJ1VB1H103K	C 0.01UF, 50V	1	
	C16567	FlH1C105A145	C 1 uF 16 V	1	
	C16584	ECJ1VB1H392K	C 3900UF, 50V	1	
	C16593	ECJ1XC1H102J	C 1000PF, J, 50V	1	
	C16602	FlH1H2200008	C 22PF, 50V	1	
	C16603	FlK2J102A014	C 1000PF, 630V	1	
	C16604	FlK2J102A014	C 1000PF, 630V	1	
	C16631	F0C2E405A279	C 4.0 UF 250 V	1	PAVCCZ
	C16632	F0C2E405A279	C 4.0 UF 250 V	1	PAVCCZ
	C16641	FlK2J222A014	C 2200PF ,630V	1	
	C16645	FlK2J102A014	C 1000PF, 630V	1	
	C16646	FlK2J102A014	C 1000PF, 630V	1	
	C16661	FlK2J102A038	C 1000PF, 630V	1	
	C16662	FlK2J102A038	C 1000PF, 630V	1	
	C16664	ECJ1XC1H820J	C 82PF, J, 50V	1	
	C16665	ECJ1XC1H820J	C 82PF, J, 50V	1	
	C16666	ECJ1XC1H820J	C 82PF, J, 50V	1	
	C16668	FlH1H821A831	C 820 PF, 50V	1	PAVCCZ
	C16685	FlH1H104A970	C 0.1UF, , 50V	1	
	C16692	FlH1H104A970	C 0.1UF, , 50V	1	
	C16723	FlK1E105A029	C 1UF, 25V	1	
	C16724	FlK1E475A134	C 4.7UF 25V	1	
	C16753	FlK1E475A134	C 4.7UF 25V	1	
	C16770	FlH1C105A145	C 1 uF 16 V	1	
	C16791	F2A1E151B705	E 150UF, 25V	1	PAVCCZ
	C16793	F2A1E151B705	E 150UF, 25V	1	PAVCCZ
	C16794	FlJ1A106A087	C 10UF, 10V	1	
	C16795	F2A1E151B705	E 150UF, 25V	1	PAVCCZ
	C16796	FlK1E475A134	C 4.7UF 25V	1	
	C16797	FlH1H104A970	C 0.1UF, , 50V	1	
	C16813	F2A2T131A021	E 130UF, 220V	1	PAVCCZ
	C16833	FlK2J222A014	C 2200PF ,630V	1	
	C16834	FlK2J222A014	C 2200PF ,630V	1	
	C16842	F2A2C131A210	E 130UF, 160V	1	PAVCCZ
	C16843	ECJ1VB1A105K	C 1UF, 10V	1	
	C16844	FlJ1H104A717	C 0.1UF, 50V	1	
	C16854	FlJ1H104A717	C 0.1UF, 50V	1	
	C16856	ECJ1VB1A105K	C 1UF, 10V	1	
	C16858	ECJ1XB1C104K	C 0.1UF, Z, 16V	1	
	C16859	FlJ1H104A717	C 0.1UF, 50V	1	
	C16860	ECJ1VB1A105K	C 1UF, 10V	1	
	C16861	ECJ1XB1C104K	C 0.1UF, Z, 16V	1	
	C16862	ECJ1VB1A105K	C 1UF, 10V	1	
	C16863	FlJ1H104A717	C 0.1UF, 50V	1	
	C16865	FlH1C105A145	C 1 uF 16 V	1	
	C16891	FlK1E105A029	C 1UF, 25V	1	
	C16902	FlE2J332A002	C 3300PF, 630V	1	
	C16907	FlE2J221A002	C 220PF, 630V	1	
	C16908	FlE2J221A002	C 220PF, 630V	1	
	C16910	FlE2J821A002	C 820PF, 630V	1	
	C16912	FlE2J821A002	C 820PF, 630V	1	
	C16914	FlL2J332A022	C 3300PF, 630V	1	
	C17101	ECJ1VB1A105K	C 1UF, 10V	1	
	C17102	ECJ1VB1A105K	C 1UF, 10V	1	
	C17103	ECJ1VB1A105K	C 1UF, 10V	1	
	C17108	FlK2A224A033	C 0.22UF, 100V	1	PAVCCZ

Model No. : TX-P42ST30E/J, PF/PR42ST30 Parts List

Safety	Ref. No.	Part No.	Part Name & Description	Q'ty	Remarks
	C17109	F1K2A224A033	C 0.22UF, 100V	1	PAVCCZ
	C17111	F1K2A224A033	C 0.22UF, 100V	1	PAVCCZ
	C17131	ECJ1VB1A105K	C 1UF, 10V	1	
	C17132	ECJ1VB1A105K	C 1UF, 10V	1	
	C17134	F1K2A224A033	C 0.22UF, 100V	1	PAVCCZ
	C17136	F1K2A224A033	C 0.22UF, 100V	1	PAVCCZ
	C17137	ECJ1VB1A105K	C 1UF, 10V	1	
	C17138	ECJ1VB1A105K	C 1UF, 10V	1	
	C17139	F1K2A224A033	C 0.22UF, 100V	1	PAVCCZ
	C17142	F1K2A224A033	C 0.22UF, 100V	1	PAVCCZ
	C17143	ECJ1XB1C104K	C 0.1UF, Z, 16V	1	
	C17150	ECJ1XC1H102J	C 1000PF, J, 50V	1	
	C17151	ECJ1XC1H102J	C 1000PF, J, 50V	1	
	C17152	ECJ1XC1H102J	C 1000PF, J, 50V	1	
	C17153	ECJ1XC1H102J	C 1000PF, J, 50V	1	
	C17154	ECJ1XC1H102J	C 1000PF, J, 50V	1	
	C17155	ECJ1XC1H102J	C 1000PF, J, 50V	1	
	C17156	ECJ1XC1H102J	C 1000PF, J, 50V	1	
	C17157	ECJ1XC1H102J	C 1000PF, J, 50V	1	
	C17201	ECJ1VB1A105K	C 1UF, 10V	1	
	C17203	F1K2A224A033	C 0.22UF, 100V	1	PAVCCZ
	C17204	ECJ1VB1A105K	C 1UF, 10V	1	
	C17205	F1K2A224A033	C 0.22UF, 100V	1	PAVCCZ
	C17207	ECJ1VB1A105K	C 1UF, 10V	1	
	C17208	ECJ1VB1A105K	C 1UF, 10V	1	
	C17209	ECJ1VB1A105K	C 1UF, 10V	1	
	C17210	ECJ1VB1A105K	C 1UF, 10V	1	
	C17211	ECJ1VB1A105K	C 1UF, 10V	1	
	C17212	ECJ1VB1A105K	C 1UF, 10V	1	
	C17213	ECJ1XB1C104K	C 0.1UF, Z, 16V	1	
	C17226	F1K2A224A033	C 0.22UF, 100V	1	PAVCCZ
	C17229	F1K2A224A033	C 0.22UF, 100V	1	PAVCCZ
	C17230	F1K2A224A033	C 0.22UF, 100V	1	PAVCCZ
	C17233	F1K2A224A033	C 0.22UF, 100V	1	PAVCCZ
	C17235	F1K2A224A033	C 0.22UF, 100V	1	PAVCCZ
	C17236	F1K2A224A033	C 0.22UF, 100V	1	PAVCCZ
	C17239	ECJ1XC1H102J	C 1000PF, J, 50V	1	
	C17240	ECJ1XC1H102J	C 1000PF, J, 50V	1	
	C17241	ECJ1XC1H102J	C 1000PF, J, 50V	1	
	C17242	ECJ1XC1H102J	C 1000PF, J, 50V	1	
	C17243	ECJ1XC1H102J	C 1000PF, J, 50V	1	
	C17244	ECJ1XC1H102J	C 1000PF, J, 50V	1	
	C17245	ECJ1XC1H102J	C 1000PF, J, 50V	1	
	C17246	ECJ1XC1H102J	C 1000PF, J, 50V	1	
	CB1	K1MY55B00002	55P CONNECTOR	1	
	CB2	K1MY55B00002	55P CONNECTOR	1	
	CB3	K1MY55B00002	55P CONNECTOR	1	
	CB4	K1MY55B00002	55P CONNECTOR	1	
	CB5	K1MY55B00002	55P CONNECTOR	1	
	CB6	K1MY55B00002	55P CONNECTOR	1	
	CB7	K1MY55B00002	55P CONNECTOR	1	
	CB8	K1MY55B00002	55P CONNECTOR	1	
	CB9	K1MY55B00002	55P CONNECTOR	1	
	CB10	K1MY55B00002	55P CONNECTOR	1	
	CB11	K1MY55B00002	55P CONNECTOR	1	
	CB12	K1MY55B00002	55P CONNECTOR	1	
	CB13	K1MY55B00002	55P CONNECTOR	1	
	CB14	K1MY55B00002	55P CONNECTOR	1	
	CB15	K1MY55B00002	55P CONNECTOR	1	
	D14652	B0ECKM000046	DIODE	1	

Model No. : TX-P42ST30E/J, PF/PR42ST30 Parts List

Safety	Ref. No.	Part No.	Part Name & Description	Q'ty	Remarks
	D14654	B0ECKM000046	DIODE	1	
	D14703	B0ADCJ000100	DIODE	1	
	D14852	B0ECKM000046	DIODE	1	
	D14853	B0ECKM000046	DIODE	1	
	D14902	B0ACCCJ000048	DIODE	1	
	D14903	B0ACCCJ000048	DIODE	1	
	D14904	B0ADCJ000100	DIODE	1	
	D16001	DA3CF30ACL	ZENER DIODE	1	PAVCCZ
	D16021	DA3CF30ACL	ZENER DIODE	1	PAVCCZ
	D16042	B0FCCN000003	DIODE	1	
	D16052	B0FCCN000003	DIODE	1	
	D16071	B0ECLP000010	DIODE	1	PAVCCZ
	D16072	B0FCBN000001	DIODE	1	PAVCCZ
	D16131	B0ECKP000055	DIODE	1	
	D16133	B0ACCCJ000048	DIODE	1	
	D16134	DZ2J051M0L	ZENER DIODE	1	
	D16191	B0ECKP000055	DIODE	1	
	D16192	B0ACCCJ000048	DIODE	1	
	D16193	DZ2J051M0L	ZENER DIODE	1	
	D16243	B0ADCJ000100	DIODE	1	
	D16251	DZ2J330M0L	ZENER DIODE	1	
	D16252	DZ2J330M0L	ZENER DIODE	1	
	D16253	DZ2J051M0L	ZENER DIODE	1	
	D16254	B3ABB0000210	LED	1	
	D16255	B0ADCJ000100	DIODE	1	
	D16282	DZ2J068M0L	ZENER DIODE	1	
	D16285	B0ADEJ000035	ZENER DIODE	1	
	D16315	DZ2J150M0L	ZENER DIODE	1	
	D16316	B0ECKP000055	DIODE	1	
	D16317	B0ECKP000055	DIODE	1	
	D16362	DA3CF30ACL	ZENER DIODE	1	PAVCCZ
	D16401	B0FCCN000003	DIODE	1	
	D16407	B0JCME000093	DIODE	1	
	D16411	B0ADCJ000100	DIODE	1	
	D16413	B0ACCCJ000048	DIODE	1	
	D16421	DA3CF30ACL	ZENER DIODE	1	PAVCCZ
	D16430	B0ECKP000055	DIODE	1	
	D16432	B0ECKP000055	DIODE	1	
	D16433	B0ECKP000055	DIODE	1	
	D16461	B0FCCN000003	DIODE	1	
	D16473	B0ACCCJ000048	DIODE	1	
	D16474	B0ACCCJ000048	DIODE	1	
	D16481	B0FCCN000001	DIODE	1	
	D16482	B0FCCN000001	DIODE	1	
	D16491	B0ACCCJ000048	DIODE	1	
	D16492	DZ2J047M0L	ZENER DIODE	1	
	D16493	B0ADCJ000100	DIODE	1	
	D16506	DZ2J051M0L	ZENER DIODE	1	
	D16534	DZ2J051M0L	ZENER DIODE	1	
	D16536	B0ECKP000055	DIODE	1	
	D16537	B0ADCJ000100	DIODE	1	
	D16538	B0ADCJ000100	DIODE	1	
	D16581	DZ2J330M0L	ZENER DIODE	1	
	D16582	DZ2J330M0L	ZENER DIODE	1	
	D16583	B3ABB0000210	LED	1	
	D16602	DZ2J043M0L	ZENER DIODE	1	
	D16603	B0ACCCJ000048	DIODE	1	
	D16604	B0ADCJ000100	DIODE	1	
	D16605	B0ACCCJ000048	DIODE	1	
	D16607	B0ACCCJ000048	DIODE	1	
	D16608	B0ECKP000055	DIODE	1	
	D16609	B0ECKP000055	DIODE	1	

Model No. : TX-P42ST30E/J, PF/PR42ST30 Parts List

Safety	Ref. No.	Part No.	Part Name & Description	Q'ty	Remarks
	D16618	B0ECKP000055	DIODE	1	
	D16641	B0FCCN000004	DIODE	1	PAVCCZ
	D16642	B0FCCN000004	DIODE	1	PAVCCZ
	D16643	B0FCCN000004	DIODE	1	PAVCCZ
	D16645	DZ2J150M0L	ZENER DIODE	1	
	D16646	DZ2J150M0L	ZENER DIODE	1	
	D16647	DZ2J150M0L	ZENER DIODE	1	
	D16648	DZ2J043M0L	ZENER DIODE	1	
	D16651	DZ2J051M0L	ZENER DIODE	1	
	D16652	B0ECKP000055	DIODE	1	
	D16662	DZ2J150M0L	ZENER DIODE	1	
	D16663	DZ2J150M0L	ZENER DIODE	1	
	D16664	DZ2J150M0L	ZENER DIODE	1	
	D16669	B0ACCJ000048	DIODE	1	
	D16673	B0ECHR000004	DIODE	1	PAVCCZ
	D16674	B0ECHR000004	DIODE	1	PAVCCZ
	D16685	B0ACCJ000048	DIODE	1	
	D16710	DZ2J15000L	ZENER DIODE	1	
	D16711	B0ECHR000004	DIODE	1	PAVCCZ
	D16712	B0ECHR000004	DIODE	1	PAVCCZ
	D16713	B0ECHS000002	DIODE	1	PAVCCZ
	D16714	B0ECHS000002	DIODE	1	PAVCCZ
	D16720	B0ECHR000004	DIODE	1	PAVCCZ
	D16728	B0ECKP000055	DIODE	1	
	D16791	DZ2J240M0L	ZENER DIODE	1	
	D16792	B0ACCJ000048	DIODE	1	
	D16795	B0ACCJ000048	DIODE	1	
	D16822	B0ACCJ000048	DIODE	1	
	D16823	B0ADCJ000100	DIODE	1	
	D16824	B0ACCJ000048	DIODE	1	
	D16825	DZ2J330M0L	ZENER DIODE	1	
	D16833	B0ECHR000004	DIODE	1	PAVCCZ
	D17101	B0ACCJ000048	DIODE	1	
	D17102	B0ACCJ000048	DIODE	1	
	D17103	B0JCCD000020	DIODE	1	PAVCCZ
	D17201	B0ACCJ000048	DIODE	1	
	D17202	B0ACCJ000048	DIODE	1	
	D17203	B0JCCD000020	DIODE	1	PAVCCZ
	IC14601	AN16520A-VT	IC	1	PAVCCZ
	IC14602	AN16520A-VT	IC	1	PAVCCZ
	IC14603	AN16520A-VT	IC	1	PAVCCZ
	IC14604	AN16520A-VT	IC	1	PAVCCZ
	IC14605	AN16520A-VT	IC	1	PAVCCZ
	IC14606	AN16520A-VT	IC	1	PAVCCZ
	IC14801	AN16520A-VT	IC	1	PAVCCZ
	IC14802	AN16520A-VT	IC	1	PAVCCZ
	IC14803	AN16520A-VT	IC	1	PAVCCZ
	IC14804	AN16520A-VT	IC	1	PAVCCZ
	IC14805	AN16520A-VT	IC	1	PAVCCZ
	IC14806	AN16520A-VT	IC	1	PAVCCZ
	IC14901	C0JBAB000996	IC	1	PAVCCZ
	IC14902	C0JBAB000996	IC	1	PAVCCZ
	IC14904	C0JBAA000557	IC	1	PAVCCZ
	IC16131	C0ZBZ0001822	IC	1	PAVCCZ
	IC16132	C0ZBZ0001822	IC	1	PAVCCZ
	IC16151	C0ZBZ0001822	IC	1	PAVCCZ
	IC16152	C0ZBZ0001822	IC	1	PAVCCZ
	IC16191	C0ZBZ0001822	IC	1	PAVCCZ
	IC16241	C0JBAU000088	IC	1	
	IC16243	C0JBAB000715	IC	1	
	IC16244	C0JBAA000558	IC	1	PAVCCZ

Model No. : TX-P42ST30E/J, PF/PR42ST30 Parts List

Safety	Ref. No.	Part No.	Part Name & Description	Q'ty	Remarks
	IC16304	MIP3910MSSCF	IC	1	
	IC16312	C0DBZMC00006	IC	1	
	IC16471	C0DBEYY00114	IC	1	
	IC16490	C0DBZMC00006	IC	1	
	IC16491	C0BBAA000008	LINEAR IC	1	
	IC16501	C0ZBZ0001822	IC	1	PAVCCZ
	IC16502	C0ZBZ0001822	IC	1	PAVCCZ
	IC16521	C0ZBZ0001822	IC	1	PAVCCZ
	IC16522	C0ZBZ0001822	IC	1	PAVCCZ
	IC16561	C0JBAU000088	IC	1	
	IC16562	C0JBAU000088	IC	1	
	IC16563	C0JBAB000996	IC	1	PAVCCZ
	IC16564	C0JBAE000321	IC	1	
	IC16565	C0JBAE000321	IC	1	
	IC16684	C0ZBZ0001822	IC	1	PAVCCZ
	IC16691	C0JBAC000509	IC	1	PAVCCZ
	IC16724	C0CBADE00049	IC	1	
	IC16784	MIP3910MSSCF	IC	1	
	IC16785	C0DBZYY00352	IC	1	
	IC16786	MIP3910MSSCF	IC	1	
	IC16787	C0DBZYY00352	IC	1	
	IC16792	C0BBAA000008	LINEAR IC	1	
	IC16793	C0DBZMC00006	IC	1	
	IC16795	C0CBALC00012	IC	1	
	IC16921	C1ZBZ0004292	IC	1	PAVCCZ
	IC17102	C0JBAU000088	IC	1	
	IC17201	C0JBAU000088	IC	1	
	L16001	G0CR21KA0214	PEAKING COIL	1	PAVCCZ
	L16002	G0CR21KA0214	PEAKING COIL	1	PAVCCZ
	L16303	G0C471MA0049	PEAKING COIL	1	
	L16411	G0CR21KA0214	PEAKING COIL	1	PAVCCZ
	L16412	G0CR21KA0214	PEAKING COIL	1	PAVCCZ
	PC14901	B3PBE0000059	IC	1	PAVCCZ
	PC14902	B3PBE0000059	IC	1	PAVCCZ
	PC14903	B3PBE0000050	IC	1	
	PC16131	B3PBE0000058	IC	1	PAVCCZ
	PC16191	B3PBE0000060	IC	1	PAVCCZ
	PC16251	B3PBA0000498	IC	1	
	PC16301	B3PBA0000498	IC	1	
	PC16461	B3PBE0000058	IC	1	PAVCCZ
	PC16462	B3PBE0000060	IC	1	PAVCCZ
	PC16480	B3PBA0000498	IC	1	
	PC16581	B3PBA0000498	IC	1	
	PC16603	B3PBA0000498	IC	1	
	PC16685	B3PBA0000496	IC	1	
	PC16723	B3PBA0000498	IC	1	
	PC16896	B3PBA0000498	IC	1	
	PC16897	B3PBA0000498	IC	1	
	Q16001	B1JBDN000004	TRANSISTOR	1	PAVCCZ
	Q16002	B1JBDN000004	TRANSISTOR	1	PAVCCZ
	Q16021	B1JBEN000004	TRANSISTOR	1	PAVCCZ
	Q16022	B1JBEN000004	TRANSISTOR	1	PAVCCZ
	Q16042	DG3C3020CL	TRANSISTOR	1	PAVCCZ
	Q16052	DG3C3020CL	TRANSISTOR	1	PAVCCZ
	Q16055	B1HFFPA00001	TRANSISTOR	1	
	Q16056	B1HFFPA00001	TRANSISTOR	1	
	Q16101	B1CFRM000015	FET	1	
	Q16102	B1CFRM000023	FET	1	PAVCCZ
	Q16141	B1HFFPA00001	TRANSISTOR	1	

Model No. : TX-P42ST30E/J, PF/PR42ST30 Parts List

Safety	Ref. No.	Part No.	Part Name & Description	Q'ty	Remarks
	Q16161	B1HFFPA00001	TRANSISTOR	1	
	Q16251	B1ABCF000231	TRANSISTOR	1	
	Q16280	B1ABCE000015	TRANSISTOR	1	
	Q16401	B1JBDN000004	TRANSISTOR	1	PAVCCZ
	Q16402	B1JBDN000004	TRANSISTOR	1	PAVCCZ
	Q16403	B1JBDN000004	TRANSISTOR	1	PAVCCZ
	Q16421	B1JBEN000004	TRANSISTOR	1	PAVCCZ
	Q16422	B1JBEN000004	TRANSISTOR	1	PAVCCZ
	Q16423	B1JBEN000004	TRANSISTOR	1	PAVCCZ
	Q16441	DG3C3020CL	TRANSISTOR	1	PAVCCZ
	Q16451	DG3C3020CL	TRANSISTOR	1	PAVCCZ
	Q16471	B1ABCE000015	TRANSISTOR	1	
	Q16501	B1HFFPA00001	TRANSISTOR	1	
	Q16521	B1HFFPA00001	TRANSISTOR	1	
	Q16531	B1HFFPA00001	TRANSISTOR	1	
	Q16538	B1CBGD000001	FET	1	
	Q16551	B1HFFPA00001	TRANSISTOR	1	
	Q16581	B1ABCF000231	TRANSISTOR	1	
	Q16600	B1CFRM000020	FET	1	PAVCCZ
	Q16601	B1CFRQ000022	FET	1	PAVCCZ
	Q16602	DSA2001S0L	TRANSISTOR	1	
	Q16606	DSC2001S0L	TRANSISTOR	1	
	Q16607	B1CBGD000001	FET	1	
	Q16621	B1JBDN000004	TRANSISTOR	1	PAVCCZ
	Q16622	B1JBDN000004	TRANSISTOR	1	PAVCCZ
	Q16623	B1JBDN000004	TRANSISTOR	1	PAVCCZ
	Q16646	DSA2001S0L	TRANSISTOR	1	
	Q16647	B1CBGD000001	FET	1	
	Q16660	B1CFRQ000021	FET	1	PAVCCZ
	Q16661	B1JBER000002	TRANSISTOR	1	PAVCCZ
	Q16762	B1HFFPA00001	TRANSISTOR	1	
	Q16815	B1ABCN000007	TRANSISTOR	1	
	Q16817	DSC2001Q0L	TRANSISTOR	1	
	Q16818	B1CBGD000001	FET	1	
	Q16819	B1CBGD000001	FET	1	
	Q16820	B1CBGD000001	FET	1	
	Q16891	DSA2001S0L	TRANSISTOR	1	
	Q16892	DSC2001Q0L	TRANSISTOR	1	
	Q16921	B1CBGD000001	FET	1	
	Q16922	B1CBGD000001	FET	1	
	Q16931	B1ABCN000007	TRANSISTOR	1	
	Q17101	B1ABCN000007	TRANSISTOR	1	
	Q17201	B1ABCN000007	TRANSISTOR	1	
	R14604	D0GD220JA052	M 22 OHM, J, 1/4W	1	PAVCCZ
	R14605	D0GB103JA065	M 10K OHM J 1/10W	1	
	R14901	D0GD331JA052	M 330 OHM, J, 1/4W	1	PAVCCZ
	R14902	D0GD331JA052	M 330 OHM, J, 1/4W	1	PAVCCZ
	R14904	D0GD3R3JA052	M 3.3 OHM, J, 1/4W	1	PAVCCZ
	R14907	D0GD331JA052	M 330 OHM, J, 1/4W	1	PAVCCZ
	R14908	D0GD331JA052	M 330 OHM, J, 1/4W	1	PAVCCZ
	R14911	D0GD181JA052	M 180 OHM, J, 1/4W	1	PAVCCZ
	R14913	D0GD102JA052	M 1.0KOHM, J, 1/8W	1	PAVCCZ
	R14916	EXB38V473J	M 47 KOHM 1/16 W	1	
	R14917	D0GD203JA052	M 20KOHM, J, 1/4W	1	PAVCCZ
	R14918	D0GD100JA052	M 10 OHM, J, 1/4W	1	
	R14919	D0GB103JA065	M 10K OHM J 1/10W	1	
	R14920	D0GD470JA052	M 47 OHM, J, 1/8W	1	PAVCCZ
	R14921	EXB38V220JV	M 22 OHM 1/16 W	1	
	R14922	EXB38V220JV	M 22 OHM 1/16 W	1	
	R14923	EXB38V220JV	M 22 OHM 1/16 W	1	
	R14930	D0GB220JA065	M 22 OHM J 1/10W	1	PAVCCZ

Model No. : TX-P42ST30E/J, PF/PR42ST30 Parts List

Safety	Ref. No.	Part No.	Part Name & Description	Q'ty	Remarks
	R14966	EXB38V222J	M 2.2 kOHM 1/16 W	1	
	R16001	D0GF7R5JA047	M 7.5 OHM,J, 1/3W	1	
	R16002	D0GF7R5JA047	M 7.5 OHM,J, 1/3W	1	
	R16021	D0GF7R5JA047	M 7.5 OHM,J, 1/3W	1	
	R16022	D0GF7R5JA047	M 7.5 OHM,J, 1/3W	1	
	R16031	D0GF473JA048	M 47KOHM,J,1/3W	1	PAVCCZ
	R16032	D0GF473JA048	M 47KOHM,J,1/3W	1	PAVCCZ
	R16042	D0GF5R6JA047	M 5.6 OHM,J, 1/3W	1	
	R16052	D0GF5R6JA047	M 5.6 OHM,J, 1/3W	1	
	R16101	D0GD150JA059	M 15 OHM,J,1/4W	1	
	R16102	D0GD150JA059	M 15 OHM,J,1/4W	1	
	R16105	D0GF474JA048	M 470KOHM,J,1/3W	1	PAVCCZ
	R16116	D0GB473JA065	M 47KOHM J. 1/10W	1	PAVCCZ
	R16130	D0GB103JA065	M 10K OHM J 1/10W	1	
	R16131	D0GB220JA065	M 22 OHM J 1/10W	1	PAVCCZ
	R16132	D0GB101JA065	M 100 OHM,J,1/10W	1	
	R16133	D1BD2700A044	M 270 OHM,J.1/8 W	1	
	R16134	D0GD750JA059	M 75 OHM,J,1/4W	1	
	R16135	D0GB4R7JA065	M 4.7 OHM J 1/10W	1	PAVCCZ
	R16137	D0GZ1R0JA020	M 1 OHM, J,1/2W	1	
	R16138	D0GF561JA047	M 560 OHM,J, 1/3W	1	PAVCCZ
	R16141	D0GD100JA059	M 10 OHM,J,1/4W	1	
	R16143	D0GB473JA065	M 47KOHM J. 1/10W	1	PAVCCZ
	R16151	D0GB220JA065	M 22 OHM J 1/10W	1	PAVCCZ
	R16152	D0GB220JA065	M 22 OHM J 1/10W	1	PAVCCZ
	R16153	D0GB331JA065	M330 OHM J 1/10W	1	PAVCCZ
	R16154	D0GD750JA059	M 75 OHM,J,1/4W	1	
	R16155	D0GB4R7JA065	M 4.7 OHM J 1/10W	1	PAVCCZ
	R16161	D0GD100JA059	M 10 OHM,J,1/4W	1	
	R16163	D0GB473JA065	M 47KOHM J. 1/10W	1	PAVCCZ
	R16171	D0GD100JA059	M 10 OHM,J,1/4W	1	
	R16173	D0GB473JA065	M 47KOHM J. 1/10W	1	PAVCCZ
	R16181	D0GD100JA059	M 10 OHM,J,1/4W	1	
	R16183	D0GB473JA065	M 47KOHM J. 1/10W	1	PAVCCZ
	R16191	D1BD2700A044	M 270 OHM,J.1/8 W	1	
	R16192	D0GB103JA065	M 10K OHM J 1/10W	1	
	R16193	D0GD750JA052	M 75 OHM,J,1/8W	1	PAVCCZ
	R16195	D0GF1R0JA047	M 1 OHM,J,1/3W	1	
	R16196	D0GF102JA048	M 1.0 KOHM,J,1/3W	1	PAVCCZ
	R16197	D0GB220JA065	M 22 OHM J 1/10W	1	PAVCCZ
	R16230	D0GD470JA052	M 47 OHM,J,1/8W	1	PAVCCZ
	R16231	D0GB472JA065	M 4.7KOHM, J,1/10W	1	
	R16241	EXB38V470J	M 47 OHM 1/16 W	1	
	R16242	EXB38V472JV	M 4.7 kOHM 1/16 W	1	
	R16243	D0GB103JA065	M 10K OHM J 1/10W	1	
	R16244	D0GB273JA065	M 27K OHM J 1/10W	1	PAVCCZ
	R16245	D0GB472JA065	M 4.7KOHM, J,1/10W	1	
	R16246	D0GD222JA052	M 2.2KOHM,J,1/8W	1	PAVCCZ
	R16252	D0GF563JA048	M 56 KOHM,J,1/3W	1	PAVCCZ
	R16253	D1BD1003A044	M 100KOHM,J.1/8 W	1	
	R16254	D1BD4422A044	M44.2KOHM,F.1/8W	1	PAVCCZ
	R16255	D0GB103JA065	M 10K OHM J 1/10W	1	
	R16257	D0GB473JA065	M 47KOHM J. 1/10W	1	PAVCCZ
	R16281	D0GB103JA065	M 10K OHM J 1/10W	1	
	R16282	D0GD221JA052	M 220 OHM,J 1/4W	1	PAVCCZ
	R16283	D0GB473JA065	M 47KOHM J. 1/10W	1	PAVCCZ
	R16284	D0GB224JA065	M 220KOHM,J,1/10W	1	PAVCCZ
	R16285	EXB38V623J	M 62 kOHM 1/16 W	1	
	R16289	D0GF334JA047	M 330KOHMJ,1/3W	1	
	R16290	D0GF334JA047	M 330KOHMJ,1/3W	1	
	R16307	D1BD5232A077	M52.3KOHM,D.1/10W	1	PAVCCZ
	R16309	ERG2FJX473	M 47KOHM, J, 1W	1	PAVCCZ

Model No. : TX-P42ST30E/J, PF/PR42ST30 Parts List

Safety	Ref. No.	Part No.	Part Name & Description	Q'ty	Remarks
	R16310	ERG2FJX473	M 47KOHM, J, 1W	1	PAVCCZ
	R16311	ERG2FJX473	M 47KOHM, J, 1W	1	PAVCCZ
	R16317	D1BD5232A077	M52.3KOHM,D.1/10W	1	PAVCCZ
	R16318	D1BD4752A077	M47.5KOHM,D.1/10W	1	PAVCCZ
	R16319	D1BD2491A077	M 2.49KOHM,D.1/10W	1	PAVCCZ
	R16320	ERJ14YJ683	M 68KOHM, J. 1/4W	1	
	R16330	D0GB102JA065	M 1KOHM,J,1/10W	1	
	R16332	D0GB474JA065	M 470KOHM,J,1/10W	1	
	R16334	D0GB472JA065	M 4.7KOHM, J,1/10W	1	
	R16335	D0GB102JA065	M 1KOHM,J,1/10W	1	
	R16401	D0GF7R5JA047	M 7.5 OHM,J, 1/3W	1	
	R16402	D0GF7R5JA047	M 7.5 OHM,J, 1/3W	1	
	R16403	D0GF7R5JA047	M 7.5 OHM,J, 1/3W	1	
	R16411	D1BD2700A044	M 270 OHM,J.1/8 W	1	
	R16412	D1BD2700A044	M 270 OHM,J.1/8 W	1	
	R16414	D0GB103JA065	M 10K OHM J 1/10W	1	
	R16416	D0GB103JA065	M 10K OHM J 1/10W	1	
	R16421	D0GF7R5JA047	M 7.5 OHM,J, 1/3W	1	
	R16422	D0GF7R5JA047	M 7.5 OHM,J, 1/3W	1	
	R16423	D0GF7R5JA047	M 7.5 OHM,J, 1/3W	1	
	R16441	D0GF5R6JA047	M 5.6 OHM,J, 1/3W	1	
	R16451	D0GF5R6JA047	M 5.6 OHM,J, 1/3W	1	
	R16466	D0GF473JA048	M 47KOHM,J,1/3W	1	PAVCCZ
	R16467	D0GF473JA048	M 47KOHM,J,1/3W	1	PAVCCZ
	R16471	D0GB392JA065	M 3.9KOHM,J,1/10W	1	PAVCCZ
	R16472	D0GB222JA065	M 2.2KOHM,J,1/10W	1	
	R16473	D0GD561JA052	M 560 OHM,J,1/4W	1	PAVCCZ
	R16474	D0GB102JA065	M 1KOHM,J,1/10W	1	
	R16475	D0GB472JA065	M 4.7KOHM, J,1/10W	1	
	R16476	D0GB222JA065	M 2.2KOHM,J,1/10W	1	
	R16479	D0GD103JA052	M 10KOHM,J,1/8W	1	PAVCCZ
	R16490	D1BD1203A077	M 120KOHM,D.1/10W	1	PAVCCZ
	R16491	D1BD1203A077	M 120KOHM,D.1/10W	1	PAVCCZ
	R16492	D1BD1203A077	M 120KOHM,D.1/10W	1	PAVCCZ
	R16493	D1BD5111A077	M5.11KOHM.J.1/8 W	1	PAVCCZ
	R16494	D1BB2001A055	M 2KOHM,J.1/10W	1	
	R16497	D0GB473JA065	M 47KOHM J. 1/10W	1	PAVCCZ
	R16498	D0GB103JA065	M 10K OHM J 1/10W	1	
	R16501	D0GB220JA065	M 22 OHM J 1/10W	1	PAVCCZ
	R16503	D0GD100JA059	M 10 OHM,J,1/4W	1	
	R16505	D0GF102JA048	M 1.0 KOHM,J,1/3W	1	PAVCCZ
	R16506	D0GD100JA059	M 10 OHM,J,1/4W	1	
	R16507	D0GB220JA065	M 22 OHM J 1/10W	1	PAVCCZ
	R16508	D0GB220JA065	M 22 OHM J 1/10W	1	PAVCCZ
	R16512	D0GB473JA065	M 47KOHM J. 1/10W	1	PAVCCZ
	R16517	D0GB473JA065	M 47KOHM J. 1/10W	1	PAVCCZ
	R16522	D0GB101JA065	M 100 OHM,J,1/10W	1	
	R16525	D0GB4R7JA065	M 4.7 OHM J 1/10W	1	PAVCCZ
	R16526	D0GB4R7JA065	M 4.7 OHM J 1/10W	1	PAVCCZ
	R16531	D0GD100JA059	M 10 OHM,J,1/4W	1	
	R16532	D0GB473JA065	M 47KOHM J. 1/10W	1	PAVCCZ
	R16534	D0GF561JA047	M 560 OHM,J, 1/3W	1	PAVCCZ
	R16536	D0GF1R0JA047	M 1 OHM,J,1/3W	1	
	R16537	D0GF1R0JA047	M 1 OHM,J,1/3W	1	
	R16551	D0GD100JA059	M 10 OHM,J,1/4W	1	
	R16552	D0GB473JA065	M 47KOHM J. 1/10W	1	PAVCCZ
	R16561	EXB38V470J	M 47 OHM 1/16 W	1	
	R16562	EXB38V470J	M 47 OHM 1/16 W	1	
	R16563	EXB38V470J	M 47 OHM 1/16 W	1	
	R16564	EXB38V470J	M 47 OHM 1/16 W	1	
	R16565	EXB38V472JV	M 4.7 KOHM 1/16 W	1	
	R16566	EXB38V472JV	M 4.7 KOHM 1/16 W	1	

Model No. : TX-P42ST30E/J, PF/PR42ST30 Parts List

Safety	Ref. No.	Part No.	Part Name & Description	Q'ty	Remarks
	R16567	EXB38V472JV	M 4.7 kOHM 1/16 W	1	
	R16568	EXB38V472JV	M 4.7 kOHM 1/16 W	1	
	R16570	EXB38V472JV	M 4.7 kOHM 1/16 W	1	
	R16573	D0GB103JA065	M 10K OHM J 1/10W	1	
	R16574	D0GB103JA065	M 10K OHM J 1/10W	1	
	R16575	D0GB751JA065	M750 OHM J 1/10W	1	PAVCCZ
	R16576	D0GB101JA065	M 100 OHM, J, 1/10W	1	
	R16579	EXB38V470J	M 47 OHM 1/16 W	1	
	R16581	D0GB103JA065	M 10K OHM J 1/10W	1	
	R16582	D0GF563JA048	M 56 KOHM, J, 1/3W	1	PAVCCZ
	R16583	D1BD1003A044	M 100KOHM, J, 1/8 W	1	
	R16584	D1BD4422A044	M44.2KOHM, F, 1/8W	1	PAVCCZ
	R16585	D0GB473JA065	M 47KOHM J. 1/10W	1	PAVCCZ
	R16587	D0GB222JA065	M 2.2KOHM, J, 1/10W	1	
	R16588	D0GB223JA065	M 22KOHM, J, 1/10W	1	PAVCCZ
	R16590	D0GB221JA065	M 220 OHM J 1/10W	1	
	R16591	EXB38V472JV	M 4.7 kOHM 1/16 W	1	
	R16594	D0GB472JA065	M 4.7KOHM, J, 1/10W	1	
	R16601	D0GF1R0JA047	M 1 OHM, J, 1/3W	1	
	R16604	D0GD331JA052	M 330 OHM, J, 1/4W	1	PAVCCZ
	R16605	D0GD220JA059	M 22 OHM, J, 1/4W	1	PAVCCZ
	R16606	D0GD223JA052	M 22KOHM, J, 1/4W	1	PAVCCZ
	R16607	D1BB5111A055	M5.11KOHM, J, 1/10W	1	
	R16608	ERG2FJX153	M 15KOHM, J, 2W	1	PAVCCZ
	R16609	D0GF102JA047	M 1.0 KOHM, J, 1/3W	1	
	R16610	D0GB104JA065	M 100KOHM J 1/10W	1	
	R16612	D0GD220JA059	M 22 OHM, J, 1/4W	1	PAVCCZ
	R16615	D1BB1871A055	M1.87KOHM, 1/10W	1	PAVCCZ
	R16617	D0GD222JA052	M 2.2KOHM, J, 1/8W	1	PAVCCZ
	R16621	D0GD221JA052	M 220 OHM, J 1/4W	1	PAVCCZ
	R16622	D0GD221JA052	M 220 OHM, J 1/4W	1	PAVCCZ
	R16623	D0GD221JA052	M 220 OHM, J 1/4W	1	PAVCCZ
	R16631	D0GB103JA065	M 10K OHM J 1/10W	1	
	R16633	D0GD223JA052	M 22KOHM, J, 1/4W	1	PAVCCZ
	R16634	D0GD222JA052	M 2.2KOHM, J, 1/8W	1	PAVCCZ
	R16645	D0GB562JA065	M 5.6KOHM, J, 1/10W	1	PAVCCZ
	R16646	D1BD8660A044	M 866 OHM, F, 1/8W	1	PAVCCZ
	R16648	D0GF202JA047	M 2KOHM, J, 1/3W	1	
	R16649	D0GD330JA059	M 33 OHM, F, 1/4W	1	
	R16650	D0GB104JA065	M 100KOHM J 1/10W	1	
	R16651	D0GF202JA047	M 2KOHM, J, 1/3W	1	
	R16653	D0GD222JA052	M 2.2KOHM, J, 1/8W	1	PAVCCZ
	R16654	D0GD470JA052	M 47 OHM, J, 1/8W	1	PAVCCZ
	R16658	D1BD6491A077	M6.49KOHM, D, 1/10W	1	PAVCCZ
	R16661	D0GD100JA059	M 10 OHM, J, 1/4W	1	
	R16662	D1BB1002A087	M 10KOHM, J, 1/10W	1	
	R16663	D1BD9091A077	M 9.09KOHM, D, 1/10W	1	PAVCCZ
	R16664	D0GF202JA047	M 2KOHM, J, 1/3W	1	
	R16665	D0GD222JA052	M 2.2KOHM, J, 1/8W	1	PAVCCZ
	R16666	D1BB1003A087	M100KOHM, D 1/10W	1	PAVCCZ
	R16667	D0GF202JA047	M 2KOHM, J, 1/3W	1	
	R16668	D0GF202JA047	M 2KOHM, J, 1/3W	1	
	R16674	D0GF202JA047	M 2KOHM, J, 1/3W	1	
	R16675	D0GB103JA065	M 10K OHM J 1/10W	1	
	R16676	D1BD2700A044	M 270 OHM, J, 1/8 W	1	
	R16677	D0GF202JA047	M 2KOHM, J, 1/3W	1	
	R16678	D0GF202JA047	M 2KOHM, J, 1/3W	1	
	R16681	D0GD100JA059	M 10 OHM, J, 1/4W	1	
	R16682	D0GD100JA059	M 10 OHM, J, 1/4W	1	
	R16683	D0GD100JA059	M 10 OHM, J, 1/4W	1	
	R16684	D0GB220JA065	M 22 OHM J 1/10W	1	PAVCCZ
	R16685	D1BD1500A044	M 150 OHM, J, 1/8 W	1	

Model No. : TX-P42ST30E/J, PF/PR42ST30 Parts List

Safety	Ref. No.	Part No.	Part Name & Description	Q'ty	Remarks
	R16686	D0GB103JA065	M 10K OHM J 1/10W	1	
	R16696	D0D26R2JA034	M 2.6 OHM, J, 2W	1	
	R16697	D0D26R2JA034	M 2.6 OHM, J, 2W	1	
	R16698	D0D26R2JA034	M 2.6 OHM, J, 2W	1	
	R16761	D0GD100JA059	M 10 OHM, J, 1/4W	1	
	R16763	D0GB473JA065	M 47KOHM J. 1/10W	1	PAVCCZ
	R16772	D0GB472JA065	M 4.7KOHM, J, 1/10W	1	
	R16773	D0GD102JA052	M 1.0KOHM, J, 1/8W	1	PAVCCZ
	R16776	D0GD470JA052	M 47 OHM, J, 1/8W	1	PAVCCZ
	R16786	D1BD5902A044	M 59KOHM, F. 1/8W	1	PAVCCZ
	R16791	D0GB102JA065	M 1KOHM, J, 1/10W	1	
	R16798	D0GB222JA065	M 2.2KOHM, J, 1/10W	1	
	R16799	D0GB102JA065	M 1KOHM, J, 1/10W	1	
	R16815	D0GB103JA065	M 10K OHM J 1/10W	1	
	R16818	D1BB3302A055	M 33KOHM, J. 1/10W	1	
	R16819	D1BD1693A044	M 169KOHM, F. 1/8W	1	PAVCCZ
	R16820	D1BD1693A044	M 169KOHM, F. 1/8W	1	PAVCCZ
	R16822	D1BD8202A044	M 82KOHM, J. 1/8 W	1	
	R16823	D1BD6192A044	M61.9KOHM, J. 1/8 W	1	
	R16824	D1BD3742A044	M37.4KOHM, F. 1/8W	1	
	R16825	D0GD154JA059	M 150KOHM, J, 1/4W	1	
	R16826	D0GB103JA065	M 10K OHM J 1/10W	1	
	R16829	D0GB102JA065	M 1KOHM, J, 1/10W	1	
	R16831	D1BD6812A077	M68.1KOHM, D. 1/10W	1	PAVCCZ
	R16832	D1BD7152A077	M71.5K0OHM, D. 1/10W	1	PAVCCZ
	R16833	ERG1FJX683	M 68KOHM, J, 1W	1	PAVCCZ
	R16834	ERG1FJX683	M 68KOHM, J, 1W	1	PAVCCZ
	R16838	ERG2FJX104	M 100KOHM, J, 1W	1	
	R16841	D0GB472JA065	M 4.7KOHM, J, 1/10W	1	
	R16842	D0GD102JA052	M 1.0KOHM, J, 1/8W	1	PAVCCZ
	R16844	ERA6YEB242	M 2.4KOHM, B 1/10W	1	
	R16845	D1BD6982A077	M69.8KOHM, D. 1/10W	1	PAVCCZ
	R16846	D1BD6042A077	M60.4KOHM, D. 1/10W	1	PAVCCZ
	R16847	D1BD6492A077	M64.9KOHM, D. 1/10W	1	PAVCCZ
	R16851	D0GB474JA065	M 470KOHM, J, 1/10W	1	
	R16852	D0GB474JA065	M 470KOHM, J, 1/10W	1	
	R16856	D0GB102JA065	M 1KOHM, J, 1/10W	1	
	R16873	ERA6YEB242	M 2.4KOHM, B 1/10W	1	
	R16891	D1BF6982A058	M 69.8KOHM, 1/4W	1	
	R16892	D1BF8252A058	M82.50KOHM, 1/4W	1	
	R16893	D1BF8252A058	M82.50KOHM, 1/4W	1	
	R16894	D1BB3091A087	M3.09KOHM, D 1/16W	1	PAVCCZ
	R16895	D1BB9091A087	M9.09 KOHM, J. 1/10W	1	PAVCCZ
	R16897	D1BB2262A055	M22.6KOHM F 1/10W	1	PAVCCZ
	R16898	D1BB1051A055	M1.05KOHM, J. 1/10W	1	
	R16899	D1BB1372A055	M13.7KOHM, 1/10W	1	PAVCCZ
	R16900	D1BB3831A055	M3.83KOHM, D 1/16W	1	PAVCCZ
	R16902	D0GB6R2JA065	M 6.2 OHM J 1/10W	1	PAVCCZ
	R16919	D1BB1582A055	M15.8KOHM, 1/10W	1	PAVCCZ
	R16920	D0GB101JA065	M 100 OHM, J, 1/10W	1	
	R16921	D1BB2152A055	M 21.5KOHM, 1/10W	1	PAVCCZ
	R16922	D1BB9531A055	M9.53KOHM, J. 1/10W	1	
	R16923	D1BB5111A055	M5.11KOHM, J. 1/10W	1	
	R16924	D1BB1152A055	M 11.5KOHM 1/10W	1	PAVCCZ
	R16931	D1BF2R70A021	M 2.7 OHM, 1/4W	1	
	R16932	D0GD223JA052	M 22KOHM, J, 1/4W	1	PAVCCZ
	R16937	D0GB184JA065	M 180KOHM J 1/10W	1	PAVCCZ
	R16939	D0GD102JA052	M 1.0KOHM, J, 1/8W	1	PAVCCZ
	R16940	D0GB473JA065	M 47KOHM J. 1/10W	1	PAVCCZ
	R16941	D0GB472JA065	M 4.7KOHM, J, 1/10W	1	
	R16942	D0GB473JA065	M 47KOHM J. 1/10W	1	PAVCCZ
	R16945	D0GB471JA065	M 470 OHM, J, 1/10W	1	PAVCCZ

Model No. : TX-P42ST30E/J, PF/PR42ST30 Parts List

Safety	Ref. No.	Part No.	Part Name & Description	Q'ty	Remarks
	R17101	D1BB49R90002	M 49 OHM, J.1/10W	1	
	R17102	D1BB49R90002	M 49 OHM, J.1/10W	1	
	R17103	D1BB49R90002	M 49 OHM, J.1/10W	1	
	R17104	D1BB49R90002	M 49 OHM, J.1/10W	1	
	R17105	D1BB49R90002	M 49 OHM, J.1/10W	1	
	R17106	D1BB49R90002	M 49 OHM, J.1/10W	1	
	R17107	D1BB49R90002	M 49 OHM, J.1/10W	1	
	R17108	D1BB49R90002	M 49 OHM, J.1/10W	1	
	R17109	D0GZ1R0JA020	M 1 OHM, J,1/2W	1	
	R17111	D0GZ1R0JA020	M 1 OHM, J,1/2W	1	
	R17113	D0GZ1R0JA020	M 1 OHM, J,1/2W	1	
	R17115	D0GBR00J0004	M 0 OHM J 1/10W	1	
	R17116	D0GBR00J0004	M 0 OHM J 1/10W	1	
	R17117	D0GF102JA047	M 1.0 KOHM, J, 1/3W	1	
	R17118	D0GB101JA065	M 100 OHM, J, 1/10W	1	
	R17119	D0GB101JA065	M 100 OHM, J, 1/10W	1	
	R17120	D0GB101JA065	M 100 OHM, J, 1/10W	1	
	R17121	D0GB101JA065	M 100 OHM, J, 1/10W	1	
	R17122	D0GZ1R0JA020	M 1 OHM, J, 1/2W	1	
	R17124	D0GZ1R0JA020	M 1 OHM, J, 1/2W	1	
	R17126	D0GB101JA065	M 100 OHM, J, 1/10W	1	
	R17127	D0GB101JA065	M 100 OHM, J, 1/10W	1	
	R17128	D0GB101JA065	M 100 OHM, J, 1/10W	1	
	R17129	D0GB101JA065	M 100 OHM, J, 1/10W	1	
	R17130	D0GZ1R0JA020	M 1 OHM, J, 1/2W	1	
	R17132	D0GZ1R0JA020	M 1 OHM, J, 1/2W	1	
	R17134	D0GD224JA052	M 220KOHM, J, 1/8W	1	PAVCCZ
	R17135	D0GB681JA065	M 680 OHM, J, 1/10W	1	PAVCCZ
	R17138	EXB38V470J	M 47 OHM 1/16 W	1	
	R17139	EXB38V470J	M 47 OHM 1/16 W	1	
	R17140	EXB38V681J	M 680 OHM 1/16 W	1	
	R17141	D0GB681JA065	M 680 OHM, J, 1/10W	1	PAVCCZ
	R17142	D0GF223JA047	M 22KOHM, J, 1/3W	1	PAVCCZ
	R17143	D0GB331JA065	M330 OHM J 1/10W	1	PAVCCZ
	R17144	D0GB102JA065	M 1KOHM, J, 1/10W	1	
	R17145	D0GBR00J0004	M 0 OHM J 1/10W	1	
	R17146	D0GBR00J0004	M 0 OHM J 1/10W	1	
	R17147	D1BB49R90002	M 49 OHM, J.1/10W	1	
	R17148	D1BB49R90002	M 49 OHM, J.1/10W	1	
	R17149	D1BB49R90002	M 49 OHM, J.1/10W	1	
	R17150	D1BB49R90002	M 49 OHM, J.1/10W	1	
	R17151	D1BB49R90002	M 49 OHM, J.1/10W	1	
	R17152	D1BB49R90002	M 49 OHM, J.1/10W	1	
	R17153	D1BB49R90002	M 49 OHM, J.1/10W	1	
	R17154	D1BB49R90002	M 49 OHM, J.1/10W	1	
	R17196	D0GB102JA065	M 1KOHM, J, 1/10W	1	
	R17201	D0GB101JA065	M 100 OHM, J, 1/10W	1	
	R17202	D0GB101JA065	M 100 OHM, J, 1/10W	1	
	R17203	D0GB101JA065	M 100 OHM, J, 1/10W	1	
	R17204	D0GB101JA065	M 100 OHM, J, 1/10W	1	
	R17205	D0GZ1R0JA020	M 1 OHM, J, 1/2W	1	
	R17207	D0GZ1R0JA020	M 1 OHM, J, 1/2W	1	
	R17209	D1BB49R90002	M 49 OHM, J.1/10W	1	
	R17210	D1BB49R90002	M 49 OHM, J.1/10W	1	
	R17211	D1BB49R90002	M 49 OHM, J.1/10W	1	
	R17212	D1BB49R90002	M 49 OHM, J.1/10W	1	
	R17213	D0GB101JA065	M 100 OHM, J, 1/10W	1	
	R17214	D0GB101JA065	M 100 OHM, J, 1/10W	1	
	R17215	D0GB101JA065	M 100 OHM, J, 1/10W	1	
	R17216	D1BB49R90002	M 49 OHM, J.1/10W	1	
	R17217	D1BB49R90002	M 49 OHM, J.1/10W	1	
	R17218	D0GB101JA065	M 100 OHM, J, 1/10W	1	

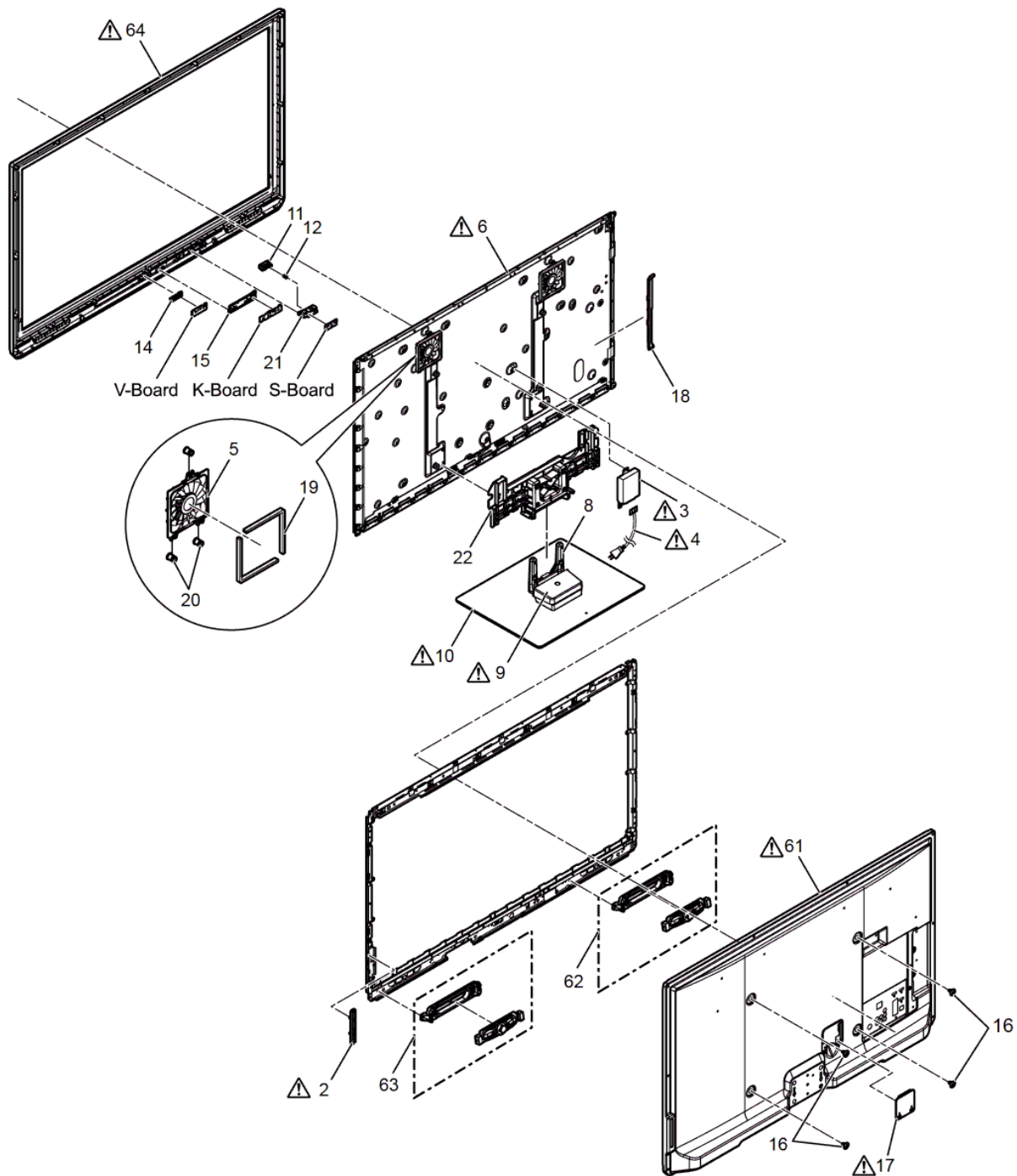
Model No. : TX-P42ST30E/J, PF/PR42ST30 Parts List

Safety	Ref. No.	Part No.	Part Name & Description	Q'ty	Remarks
	R17219	D1BB49R90002	M 49 OHM, J, 1/10W	1	
	R17220	D1BB49R90002	M 49 OHM, J, 1/10W	1	
	R17221	D0GZ1R0JA020	M 1 OHM, J, 1/2W	1	
	R17223	D0GZ1R0JA020	M 1 OHM, J, 1/2W	1	
	R17225	D0GZ1R0JA020	M 1 OHM, J, 1/2W	1	
	R17227	D0GZ1R0JA020	M 1 OHM, J, 1/2W	1	
	R17229	D0GZ1R0JA020	M 1 OHM, J, 1/2W	1	
	R17231	D0GZ1R0JA020	M 1 OHM, J, 1/2W	1	
	R17233	D0GB681JA065	M 680 OHM, J, 1/10W	1	PAVCCZ
	R17236	EXB38V470J	M 47 OHM 1/16 W	1	
	R17237	EXB38V470J	M 47 OHM 1/16 W	1	
	R17240	EXB38V681J	M 680 OHM 1/16 W	1	
	R17243	D0GD224JA052	M 220KOHM, J, 1/8W	1	PAVCCZ
	R17244	D0GF102JA047	M 1.0 KOHM, J, 1/3W	1	
	R17245	D0GB681JA065	M 680 OHM, J, 1/10W	1	PAVCCZ
	R17246	D0GF223JA047	M 22KOHM, J, 1/3W	1	PAVCCZ
	R17247	D0GB331JA065	M330 OHM J 1/10W	1	PAVCCZ
	R17248	D0GB102JA065	M 1KOHM, J, 1/10W	1	
	R17249	D1BB49R90002	M 49 OHM, J, 1/10W	1	
	R17250	D1BB49R90002	M 49 OHM, J, 1/10W	1	
	R17251	D1BB49R90002	M 49 OHM, J, 1/10W	1	
	R17252	D1BB49R90002	M 49 OHM, J, 1/10W	1	
	R17253	D1BB49R90002	M 49 OHM, J, 1/10W	1	
	R17254	D1BB49R90002	M 49 OHM, J, 1/10W	1	
	R17255	D1BB49R90002	M 49 OHM, J, 1/10W	1	
	R17256	D1BB49R90002	M 49 OHM, J, 1/10W	1	
	SN2	K1KY02B00012	2P CONNECTOR	1	
	SN20	K1MY35BA0345	35P CONNECTOR	1	
	SN21	K1MND6BA0264	6P CONNECTOR	1	
	SN22	K1MND6BA0264	6P CONNECTOR	1	
	SN23	K1MND6BA0264	6P CONNECTOR	1	
	SN24	K1MND6BA0264	6P CONNECTOR	1	
	SN25	K1MND6BA0264	6P CONNECTOR	1	
	SN26	K1MND6BA0264	6P CONNECTOR	1	
	SN27	K1MND6BA0264	6P CONNECTOR	1	
	SN28	K1MND6BA0264	6P CONNECTOR	1	
	SS11	K1KY03B00006	3P CONNECTOR	1	
	SS33	K1MY20BA0345	20P CONNECTOR	1	
	SS61	K1MY13BA0343	13P CONNECTOR	1	
	SS66	K1MY13BA0443	13P CONNECTOR	1	PAVCCZ
	T16471	G4DYA0000324	SWITCHING TRANS	1	PAVCCZ
	T16472	G4DYA0000325	SWITCHING TRANS	1	PAVCCZ
	ZA16001	K4AZ01D00004	TERMINAL	1	
	ZA16002	K4AZ01D00004	TERMINAL	1	
	ZA16011	K4AZ01D00004	TERMINAL	1	
	ZA16012	K4AZ01D00004	TERMINAL	1	
	ZA16101	K4AD01Z00003	TERMINAL	1	
	ZA16102	K4AD01Z00003	TERMINAL	1	
	ZA16106	K4AD01Z00003	TERMINAL	1	
	ZA16111	K4AA04D00002	TERMINAL	1	PAVCCZ
	ZA16112	K4AA04D00002	TERMINAL	1	PAVCCZ
	ZA16116	K4AA04D00002	TERMINAL	1	PAVCCZ
	ZA16402	K4AZ01D00004	TERMINAL	1	
	ZA16403	K4AZ01D00004	TERMINAL	1	
	ZA17101	K4CD01000013	AV TERMINAL	1	
	ZA17102	K4CD01000013	AV TERMINAL	1	
	ZA17103	K4CD01000013	AV TERMINAL	1	
	ZA17104	K4CD01000013	AV TERMINAL	1	

Model No. : TX-P42ST30E/J, PF/PR42ST30 Parts List

Safety	Ref. No.	Part No.	Part Name & Description	Q'ty	Remarks
	ZA17201	K4CD01000013	AV TERMINAL	1	
	ZA17202	K4CD01000013	AV TERMINAL	1	
	ZA17203	K4CD01000013	AV TERMINAL	1	
	ZA17204	K4CD01000013	AV TERMINAL	1	


Model No. : TX-P42ST30E/J, PF/PR42ST30 Exploded View 1



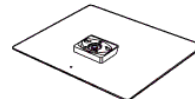
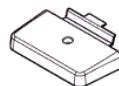
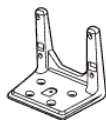
Assembly screws

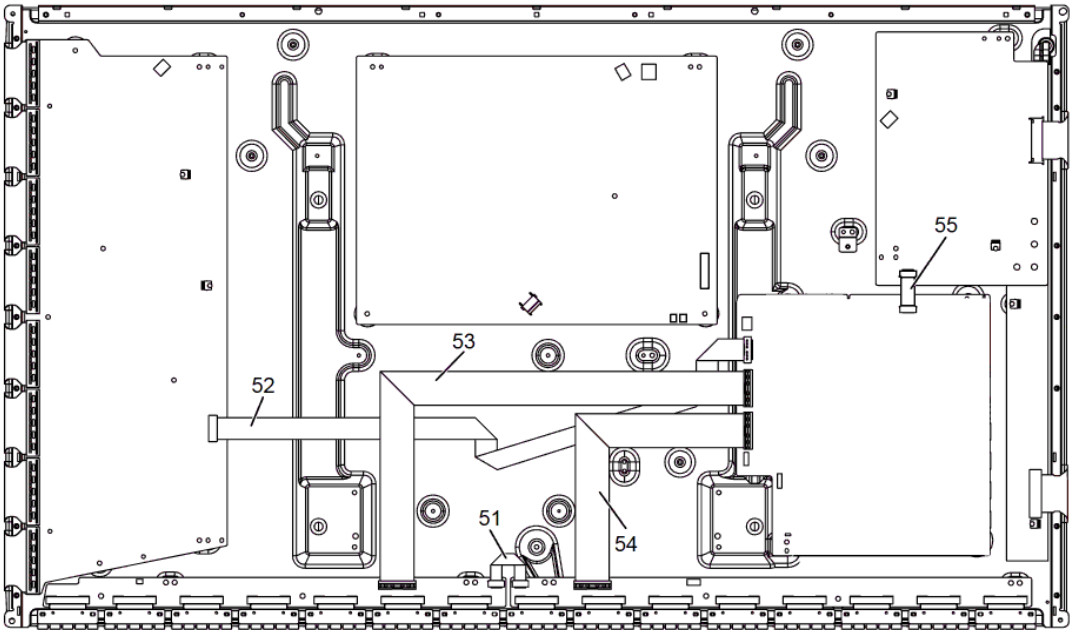
72  M5 × 20 (silver) (4)

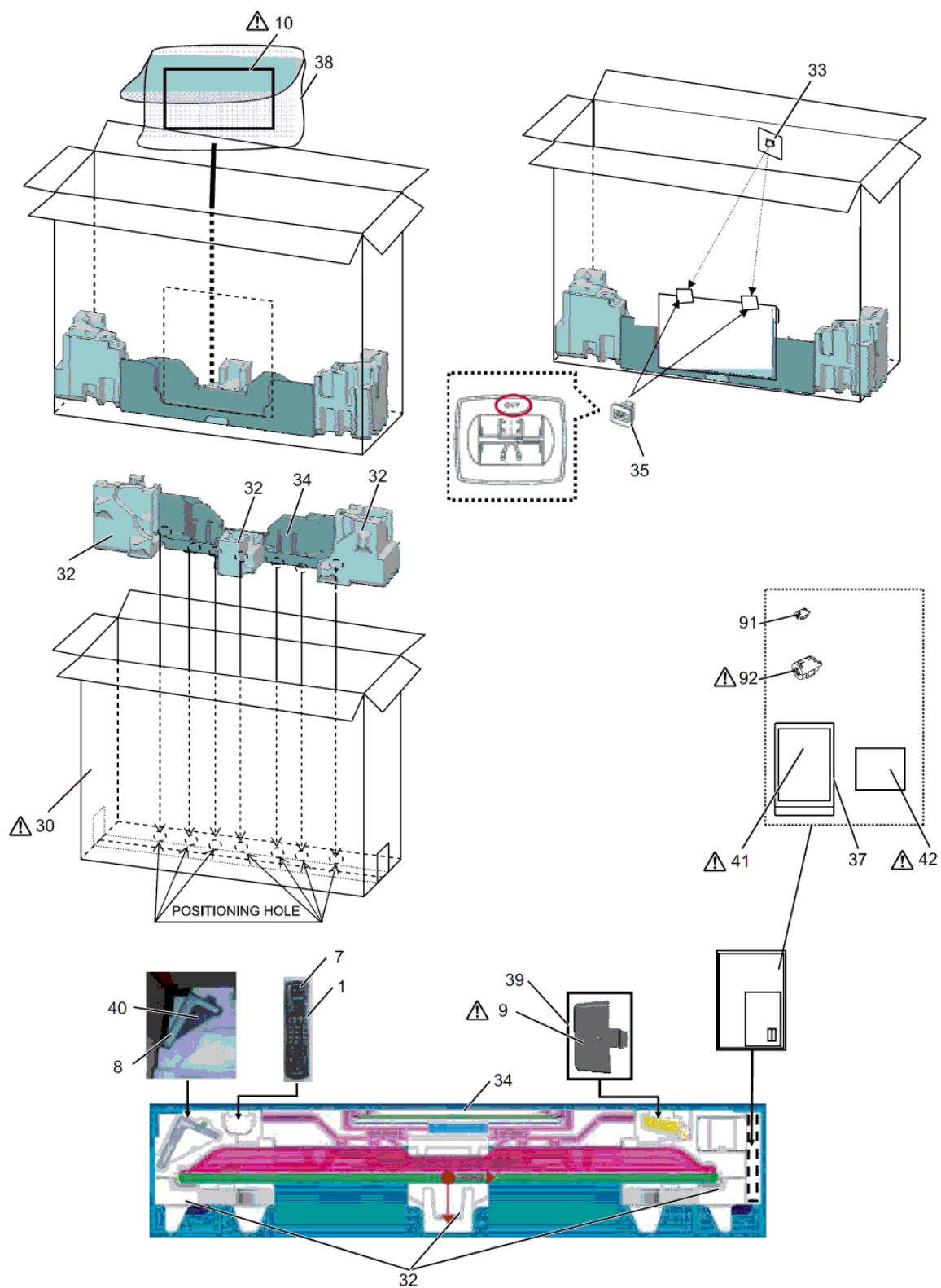
71  M4 × 8 (black) (4)

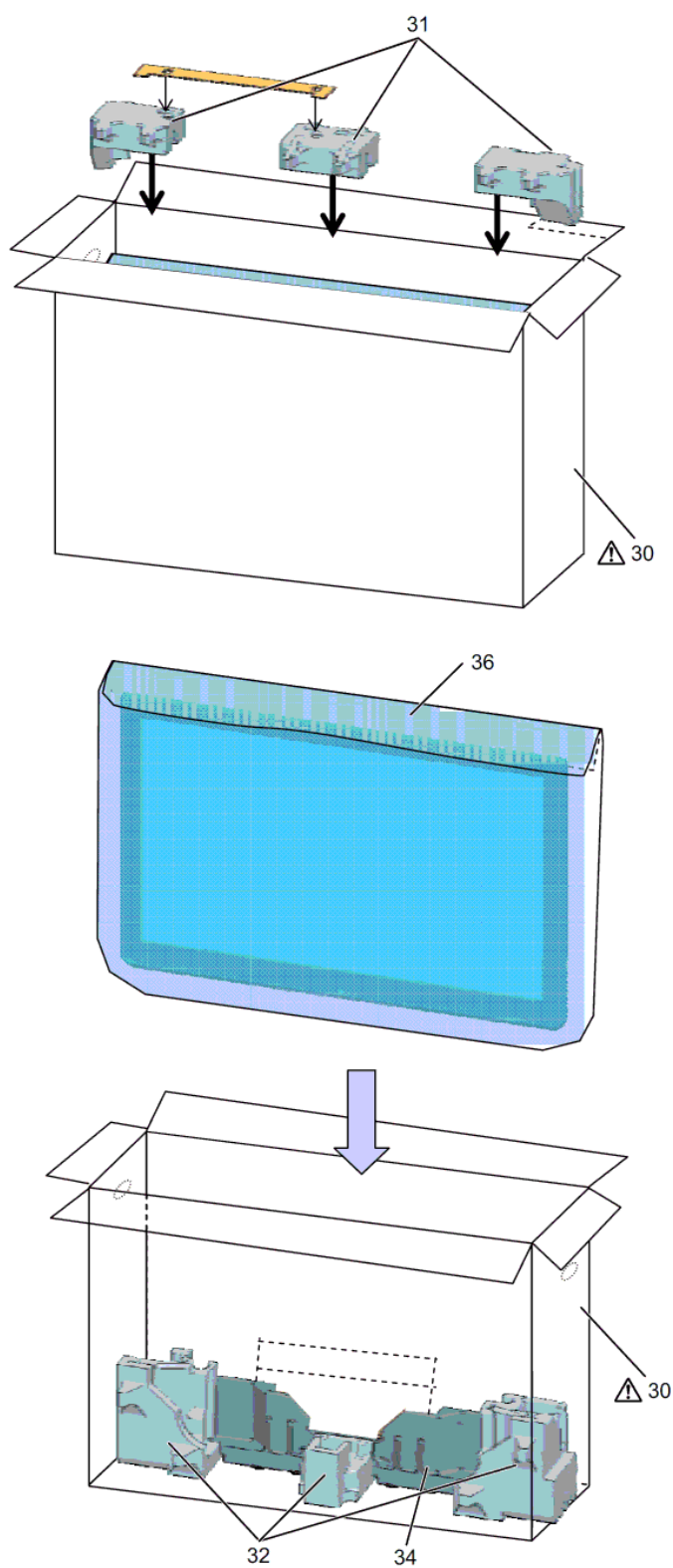
13  M5 × 25 (black) (4)

8 Stand pole (1) ⚠ 9 Pole cover (1) ⚠ 10 Base (1)























































Model No. : TX-P42ST30E/J, PF/PR42ST30 Parts List

Safety	Ref. No.	Part No.	Part Name & Description	Q'ty	Remarks
	1	BAT-C-0572	Battery Cover of RC	1	PAVCCZ
	91	J0KG00000011	FERRITE CORE	1	
	92	J0KG00000146	FERRITE CORE PACK	1	
	2	K0RB00500039	SIDE UNIT ASSY	1	PAVCCZ
	3	K2AZYH000022	AC-INLET WITH CABLE	1	PAVCCZ
	4	K2CN3YY00011	AC CORD	1	PAVCCZ P42ST30E, PF/PR42ST30
	4	K2CS3YY00015	AC CORD	1	PAVCCZ P42ST30J
	5	L6FAYYYH0111	FAN	2	
	6	MD42F14C4Z	PLASMA DISPLAY PANEL	1	PAVCCZ
	7	N2QAYB000572	REMOTE CONTROL	1	PAVCCZ
	8	TBL5ZA3055	STAND POLE	1	PAVCCZ
	9	TBL5ZB3045-1	POLE COVER	1	PAVCCZ
	10	TBL5ZX0065	PEDESTAL STAND	1	PAVCCZ
	11	TBXA57003	POWER BUTTON	1	
	12	TESD101	SPRING	1	
		THEJ036J	SCREW(CONTACT_METAL_A-B:7 CON_M-S_UNIT:1)	8	
		THEJ036J	SCREW(INLET_METAL:2 P:5 CONTACT_METAL:14)	21	
		THEJ036J	SCREW(SS:6 SN:9 K-P:2 PSM:1)	18	
		THEJ036J	SCREW(C:8)	8	
		THEJ039J	SCREW	6	
		THEJ0409	SCREW	13	chap.3.1. (3)
		THEL0239	SCREW(A-PRINT:4)	4	
		THEL0239	SCREW(DD:15)	15	
		THEL052Z	SCREW	17	chap.3.1. (1)
	13	THEL087N	SCREW M5x25	4	PAVCCZ
		THTD030J	SCREW(BC:10)	10	PAVCCZ chap.3.1. (2)
	14	TKKC5412-1	3D EMITTER PANEL	1	
	15	TKKC5413	LED PANEL	1	PAVCCZ
	16	TKKL5493	M8 CAP	4	chap.3.1. (5)
	17	TKP0E48801-1	INLET COVER	1	PAVCCZ
	18	TKP0E49101	SIDE TERMINAL COVER	1	PAVCCZ
	19	TMKH292	FAN SPONGE	4	
		TMM7468-1	CLAMPER	1	
		TMME292	CLAMPER	1	
		TMME332	CLAMPER	12	
		TMME332	STAND BRACKET:9 AC-INLET:1 INLET-METAL:1	11	
		TMME351	CLAMPER	1	
		TMME332	CLAMPER(CONTACT METAL BOT:1)	1	
		TMME397	SPACER	3	PAVCCZ
		TMME409	SPACER	4	PAVCCZ
	20	TMMJ117	RUBBER CUSHION	6	
	21	TMWC038	POWER BUTTON BRACKET	1	PAVCCZ
	22	TMZ0E9927-1	STAND BRACKET	1	PAVCCZ
	30	TPC0EA04301	CARTON BOX	1	PAVCCZ P42ST30E/J, PF42ST30
	30	TPC0EA04302	CARTON BOX	1	PAVCCZ PR42ST30
	31	TPD0E1153	TOP CUSHION	1	PAVCCZ
	32	TPD0E2159	BOTTOM CUSHION	1	PAVCCZ
	33	TPD0E9176	JOINT PAD	2	PAVCCZ
	34	TPD0E9182	PEDESTAL CUSHION	1	PAVCCZ
	35	TPDX0016-1	JOINT FOR PEDESTAL	2	
	36	TPE0E4047	SET BAG	1	PAVCCZ
	37	TPE0E9008	BAG (INSTRUCTION BOOK)	1	PAVCCZ
	38	TPEB493	BAG (PEDESTAL STAND)	1	PAVCCZ
	39	TPEB496	BAG (POLE COVER)	1	PAVCCZ
	40	TPEB514	BAG (STAND POLE)	1	PAVCCZ
		TPG0E9690	PAPER CAP	0.25	PAVCCZ
	41	TQB0E2075A	INSTRUCTION BOOK (GERMAN)	1	PAVCCZ P42ST30E
	41	TQB0E2075B	INSTRUCTION BOOK (DUTCH)	1	PAVCCZ P42ST30E
	41	TQB0E2075C	INSTRUCTION BOOK (ITALIAN)	1	PAVCCZ P42ST30E
	41	TQB0E2075D	INSTRUCTION BOOK (FRENCH)	1	PAVCCZ P42ST30E
	41	TQB0E2075E	INSTRUCTION BOOK (SPANISH)	1	PAVCCZ P42ST30E

Model No. : TX-P42ST30E/J, PF/PR42ST30 Parts List

Safety	Ref. No.	Part No.	Part Name & Description	Q'ty	Remarks
	41	TQB0E2075F	INSTRUCTION BOOK (SWEDISH)	1	PAVCCZ P42ST30E
	41	TQB0E2075G	INSTRUCTION BOOK (NORWEGIAN)	1	PAVCCZ P42ST30E
	41	TQB0E2075H	INSTRUCTION BOOK (FINNISH)	1	PAVCCZ P42ST30E
	41	TQB0E2075I	INSTRUCTION BOOK (LITHUANIAN)	1	PAVCCZ P42ST30E
	41	TQB0E2075J	INSTRUCTION BOOK (PORTUGUESE)	1	PAVCCZ P42ST30E
	41	TQB0E2075K	INSTRUCTION BOOK (DANISH)	1	PAVCCZ P42ST30E
	41	TQB0E2075M	INSTRUCTION BOOK (BULGARIAN)	1	PAVCCZ P42ST30E
	41	TQB0E2075N	INSTRUCTION BOOK (ROMANIAN)	1	PAVCCZ P42ST30E
	41	TQB0E2075O	INSTRUCTION BOOK (LATVIAN)	1	PAVCCZ P42ST30E
	41	TQB0E2075P	INSTRUCTION BOOK (POLISH)	1	PAVCCZ P42ST30E
	41	TQB0E2075Q	INSTRUCTION BOOK (HUNGARIAN)	1	PAVCCZ P42ST30E
	41	TQB0E2075R	INSTRUCTION BOOK (CZECH)	1	PAVCCZ P42ST30E
	41	TQB0E2075S	INSTRUCTION BOOK (GREEK)	1	PAVCCZ P42ST30E
	41	TQB0E2075T	INSTRUCTION BOOK (TURKISH)	1	PAVCCZ P42ST30E
	41	TQB0E2075U	INSTRUCTION BOOK (ENGLISH)	1	PAVCCZ P42ST30E
	41	TQB0E2075V	INSTRUCTION BOOK (CROATIAN)	1	PAVCCZ P42ST30E
	41	TQB0E2075W	INSTRUCTION BOOK (SLOVAKIAN)	1	PAVCCZ P42ST30E
	41	TQB0E2075Z	INSTRUCTION BOOK (ESTONIAN)	1	PAVCCZ P42ST30E
	41	TQB0E2079A	INSTRUCTION BOOK (GERMAN)	1	PAVCCZ P42ST30J
	41	TQB0E2079C	INSTRUCTION BOOK (ITALIAN)	1	PAVCCZ P42ST30J
	41	TQB0E2079D	INSTRUCTION BOOK (FRENCH)	1	PAVCCZ P42ST30J
	41	TQB0E2077D	INSTRUCTION BOOK (FRENCH)	1	PAVCCZ PF42ST30
	41	TQB0E2077U	INSTRUCTION BOOK (ENGLISH)	1	PAVCCZ PF42ST30
	41	TQB0E20819	INSTRUCTION BOOK (KAZAKHSTAN)	1	PAVCCZ PR42ST30
	41	TQB0E2081L	INSTRUCTION BOOK (RUSSIAN)	1	PAVCCZ PR42ST30
	41	TQB0E2081Y	INSTRUCTION BOOK (UKRAINIAN)	1	PAVCCZ PR42ST30
	42	TQB0E2075X	INSTRUCTION BOOK (CD-ROM)	1	PAVCCZ P42ST30E
		TQZJ349	SCREW USE HANDBILE	1	PAVCCZ
	51	TSXM237-1	CABLE (C10-C20)	1	
	52	TSXM304	CABLE (A20-SN20)	1	PAVCCZ
	53	TSXM305	CABLE (A31-C11)	1	PAVCCZ
	54	TSXM306	CABLE (A32-C21)	1	PAVCCZ
	55	TSXM326	CABLE (A40-SS33)	1	PAVCCZ
	61	TTU0E0863	REAR COVER	1	PAVCCZ P42ST30E
	61	TTU0E0869	REAR COVER	1	PAVCCZ P42ST30J
	61	TTU0E0865	REAR COVER	1	PAVCCZ PF42ST30
	61	TTU0E0871	REAR COVER	1	PAVCCZ PR42ST30
	62	TXFEA01RAUE	SPEAKER L ASSY	1	PAVCCZ
	63	TXFEA02RAUE	SPEAKER R ASSY	1	PAVCCZ
	64	TXFKY01RAUE	CABINET ASSY	1	PAVCCZ
		TXJA11RAUE	SPEAKER LEAD (A11-SPL/SPR)	1	PAVCCZ
	71	XSB4+8FNK	SCREW M4x8	1	
		XTB4+12GFJ	SCREW (CAB-CON_MET:TOP3 SIDE4 BOT5 PW:2)	14	
		XTV3+10FJK	SCREW (REAR AV:2)	2	chap.3.1. (4)
		XTV3+8GFJ	SCREW (LED:2)	2	
		XTV3+8GFJ	SCREW (S-PRINT:2 V-PRINT:1)	3	
		XYN3+J10FJK	SCREW	10	
		XYN4+E6FJ	SCREW (INLET:1)	1	
		XYN4+F8FJ	SCREW (SS-SS2:3)	3	
	72	XYN5+F20FN	SCREW M5x20 SILVER	4	
		XZB6X12B03	POLY BAG (SCREW)	1	